

# The Mudflap

News and Activities from the Tidewater Region—Antique Automobile Club of America

Volume 58, Issue 12

December 2014



## Ho! Ho! Ho! Come to the TRAACA Holiday Party Norfolk Yacht Club Sunday, December 7, 2014

Seasons greetings! The TRAACA's last activity for the year is our Holiday Party at the Norfolk Yacht and Country Club (7001 Hampton Blvd, Norfolk, VA, 23505) on Sunday, December 7th. Come join your friends for what's always one of the club's most fun and best attended events of the year.

Social hour begins at 2:00 PM and dinner will be at 3:00 PM. Dinner is a buffet of three salads—mixed green salad, spinach salad, and seasonal fresh fruit; three entrées—carved top round of roast beef, baked ham with pineapple sauce, and roast turkey with cornbread stuffing; three vegetables—rice pilaf, potatoes du jour, and steamed fresh seasonal vegetables; and

your choice of desserts from the pastry table. There also will be a cash bar.

Back by popular demand, as dinner winds down we'll hold a holiday trivia contest. The winning team will win modest prizes and, more importantly, bragging rights. So bone up on your holiday trivia knowledge—start binge watching classic holiday movies and listening to holiday songs. (That won't be too difficult—they seem to be playing on every radio station.)

Whether you've been naughty or nice this year, Santa says that you're still welcome at the TRAACA Holiday Party. The club is subsidizing the party, so the cost is only \$25/each. We hope to see each of you there.



**CAUGHT IN THE HEADLIGHTS**—Melanie Kordis and her 1930 Ford Model A Roadster—“Lady Lilli.” Read the story on Page 14.



### TRAACA CALENDAR

Check [local.aaca.org/tidewater](http://local.aaca.org/tidewater) for the latest info on upcoming events!

#### DECEMBER 2014

- 3** TRAACA Board Meeting  
6:30 PM (Wednesday)  
Holiday Inn—Norfolk Airport
- 7** TRAACA Holiday Party  
*NOTE: 2:00-6:00 PM*  
Norfolk Yacht Club  
Norfolk, VA

#### JANUARY 2015

- 6** TRAACA Board Meeting  
6:30 PM (Tuesday)  
Holiday Inn—Norfolk Airport
- 10** TRAACA Winter Blast  
(Location to be determined)
- 24** TRAACA Dinner Meeting &  
Board Induction Ceremony  
Holiday Inn—Norfolk Airport  
(Time to be determined)

#### FEBRUARY 2015

- 4** TRAACA Board Meeting  
6:30 PM (Wednesday)  
Holiday Inn—Norfolk Airport
- 19** TRAACA Dinner Meeting  
Holiday Inn—Norfolk Airport

*NOTE: The locations, dates and times of TRAACA Board Meetings, Dinner Meetings, and activities for February through December 2015 will be determined by the new Board of Directors and announced in the January issue of the Mudflap.*



# From the Driver's Seat

**Wes Neal**  
**TRAACA President**  
**wes.neal@cox.net**  
**(757) 321-6325**



*“Winter is a season of recovery and preparation”*  
 - Paul Theroux

With December here (which is hard to believe), this quote seems to fit. It seems that it got cold early this year. I do not seem to drive my antique vehicles when it's cold. They go into hibernation this time of year, and although all the heaters work well, they stay inside much of the time during the colder season. I look at each vehicle and determine what's in store for its **recovery** for the spring, and the **preparation** for it during the winter. General maintenance is planned for my 1991 Jeep Grand Wagoneer. It has been a while since a general tune-up and good carburetor cleaning were performed. So both of these are on the slate this winter. Nothing is more fun than “whacking a knuckle” on a cold winter day. In about a year, at the end of 2015 with the 2016 models rolling out, this classic Jeep will be turning 25 years old, and you know what that means—**AACA Antique Status!** So I want it running on all 8 cylinders for show and tell, and maybe even Hershey!

Like the antique cars, our Club also goes through **recovery and preparation** this time of year, too. We are asking all members to renew their AACA and Region memberships for the general **recovery** of our Club. And then in January, we install a new club board with new

## 2014 TRAACA Officers & Board

**President - Wes Neal:** wes.neal@cox.net  
**Vice President - Jim Villers:** 190sljim@cox.net  
**Secretary - Melanie Kordis**  
**Treasurer - Chris (Kit) Lawrence**  
**Board - Tyler Gimbert**  
**Board - Marion McAlpine**  
**Board - Skip Patnode**  
**Board - Tim Russell**  
**President Emeritus - Bob Stein**

Visit us on the Internet at:  
[local.aaca.org/tidewater!](http://local.aaca.org/tidewater!)

**THE MUDFLAP** is the newsletter for the Tidewater Region of the Antique Automobile Club of America, and is published monthly.

**Editor: Mark McAlpine**  
 3117 Summerhouse Dr, Suffolk, VA 23435  
 (757) 967-0074 / E-mail: mmmcalpine05@msn.com

leaders in **preparation** for the new season—beginning with our participation at the Annual AACA National Meeting in Philadelphia in February 2015.

You can help here, too, with our **recovery and preparation** for 2015. The region's new leaders coming on board can always use your help, and our *Mudflap* newsletter always can use an extra article to share with the rest of us to read. *Please participate.*

Season's Greetings to all of you. Drive Safe.

*Wes Neal*

*This is Wes Neal's last month as President of the TRAACA as he finishes his two-year term. The club thanks Wes for his leadership, dedication, good nature, and contributions. However, this isn't goodbye, only a transition. As President Emeritus, Wes will continue to support and advise the TRAACA Board of Directors, he just gets more time now to enjoy the club's dinner meetings, activities, tours, and meets. Thanks for everything, Wes! Best wishes to you and Nancy.*



TRAACA President Wes Neal at the 2014 “Wings & Wheels” Meet

## Call Captain's Corner

**Calling Tree Chief Captain: Margie Ives**  
**(757) 547-2234**

<u>Last Name Begins With:</u>	<u>Designated Call Captain:</u>	
Ad—Boh	Dick Chipchak	495-0115
Bol—Cic	Frank Waldner	430-2770
Cob—Ea	Barbara Talley	421-7534
Eb—Gra	Scott Davies	312-8032
Gre—Howa	Rhonda Russell	471-4031
Howi—Kni	Alan Ives	547-2234
Koc—Mca	Viator Trudeau	547-3940
Mcc—Nor	Melanie Kordis	301-9959
Oko—Pen	Carol Avenson	549-1008
Pin—Sta	Becky Woodall	482-3386
Ste—Til	Leslie Scarpelli	249-8617
Tre—Wor	Toni McChesney	456-2806

*Permission is granted to other AACA groups to reprint articles from this newsletter (except copyrighted material) if credit is given to the author and newsletter. Permission is NOT granted for Internet publishing without preapproval.*



# From the Running Board

## November 4, 2014 TRAACA Board Meeting Minutes

The board meeting was called to order at 6:30 PM at the Holiday Inn—Norfolk Airport on Military Hwy. Directors present were Wes Neal (President), Jim Villers (Vice President), Kit Lawrence (Treasurer), and Melanie Kordis (Secretary). Board members present were Tyler Gimbert, Marion McAlpine, and Tim Russell. Also present were Bob & Dot Parish, Frank Lagana, Mark McAlpine, Linda Pellerin, Neil Sugermeyer, and Marie & John Gancel.

**Secretary's Report:** The October report was printed in the November *Mudflap*.

**Treasurer's Report:** The club is in the black, including a profit from the 2014 "Wings & Wheels" Meet.

**Restaurant Report:** Submitted electronically.

### COMMITTEE REPORTS

#### Marketing/PR:

Marketing efforts focused on the National Eastern Spring Meet. Linda Pellerin and Tony Scarpelli will reach out to members to contact local sponsors with whom they do business. Articles about the Meet will run in each coming issue of *The Mudflap*. The next Meet meeting will be held at 7:00 PM, December 3rd, following the TRAACA Board Meeting at the Holiday Inn—Norfolk Airport, and is open to all members who wish to help with the Meet.

#### Youth Chapter:

AACA applications given to Tyler to promote memberships on Tidewater Community College (TCC) campus. Working on plans to have a car show in the fall at the TCC Regional Automotive Center.

#### Communications:

- *The Mudflap*:
  - Mark McAlpine reported that *The Mudflap* will remain at current level of advertisements.
  - Mark requested more stories (with pictures) from members about their current cars, first cars, restoration projects, and stories from club events.
  - Deadline for inclusion in *The Mudflap* is the 25th of the preceding month.
- *The Mud Speck* and club website:
  - Bob Stein will include reminders for club membership renewal in the *Mud Speck*.
- Board voted for the club to join the Virginia Peninsula Car Club Council (VPCCC). Marion McAlpine and Mark McAlpine (as the club's new VP in 2015) will be the TRAACA reps to the VPCCC.

#### Activities:

- November 14-16: Fall Tour to New Bern, NC.\*
  - November 20: Monthly dinner meeting and annual Silent Auction at Holiday Inn—Norfolk Airport.\*
- \* Denotes TRAACA-sponsored activities

## C O N T E N T S

Article	Page
From the Driver's Seat - Wes Neal .....	2
From the Running Board - Melanie Kordis .....	3
TRAACA Fall Tour to New Bern - Marion McAlpine ..	4-5
Decorating for Christmas - Pat Locke.....	6-7
Still Collecting Stuff - Desk Objects - Terry Bond ....	8-10
TRAACA January Dinner Meeting Info .....	11
TRAACA & AACA Membership Renewal Info .....	11
AACA Calendar.....	11
2015 Lincoln Highway Tour Info - Carol Avenson .....	12
Hershey or Bust! - Neil Sugermeyer .....	13
Caught in the Headlights - Melanie Kordis .....	14
TRAACA Members Page .....	15
AACA 2015 Eastern Spring Meet - Linda Pellerin .....	16
Registering Vehicles for a Meet - Mickey McChesney	16
Rummage Box and Judges' Corner .....	17
The Complete Toolbox—Tools You Should Have.....	18
Down the Road—Regional & Local Car Calendar.....	18
Editor's Desk - Mark McAlpine.....	19

#### Restaurants/dinner meetings:

- Sunday, December 7: TRAACA Holiday Party at the Norfolk Yacht and Country Club, 2:00-6:00 PM.
- Saturday, January 24: Monthly Dinner Meeting and Board Induction Ceremony at Holiday Inn—Norfolk Airport.

#### Society:

- Report by Jim Villers. No new members this month. Encourage members to renew their annual memberships early.
- Sunshine Report in *The Mudflap*. The Board is looking for a new Sunshine reporter. If interested, contact Jim Villers. Additional club positions also available for members willing to contribute.

#### OLD BUSINESS

- No old business.

#### NEW BUSINESS

- TRAACA Swap Meet will be Saturday, March 7, 2015, at the Hickory Ruritan Club in Chesapeake. More information will be forthcoming.

#### MEET ACTIVITY

- Linda Pellerin, Meet Chairperson, updated the Board on the progress of preps for our National Meet (30 Apr—2 May 2015). Discussion followed regarding all aspects of the meet. Interest in getting more members involved in all aspects of the event. Beginning in January 2015 monthly meetings will be held to prepare for the Meet.
- Trifold handout on planned activities for National Meet submitted to AACA and posted on TRACCA webpage.

The next board meeting will be Wednesday, December 3rd, at 6:30 PM at the Holiday Inn—Norfolk Airport. The meeting was adjourned at 8:12 PM.

Respectfully submitted,  
Melanie Kordis, Secretary

# TRAACA Fall Tour to New Bern, NC

## November 14-16, 2014

Story by Marion McAlpine. Photos by Mark McAlpine, Bob Woolfitt, and Lynn Heimerl.

The TRAACA Fall Tour to New Bern, NC, kicked off with 37 participants meeting outside the Dismal Swamp State Park, just across the border in North Carolina, on Friday morning, November 14. Seventeen cars, including 8 classics, drove in tandem on back roads to the tour's first destination—Bertie County Peanuts in Windsor, NC. We were given a tour of the facility, which included some history of the company and local area. After making our peanut purchases (yes, Keith—Dot was buying eight jars of Butterscotch Peanuts), we continued on our trek.

Our next stop was lunch at *The Hitchin' Post* restaurant in Williamston, NC. We had a large room in the back, which, with 36 people talking to each other, was probably much appreciated by the rest of the restaurant patrons.

After lunch we journeyed 20 miles south to the North Carolina Estuarium in Washington, NC. The Estuarium sits on the Pamlico River next to a lovely city park. Following a very informative guided tour, the group was free to enjoy the 200+ exhibits describing North Carolina's coastal rivers & estuaries and enjoy the great river view.

We arrived in New Bern, NC, late in the afternoon. Everyone checked into their respective hotels and then met at the Chelsea Restaurant, a renovated drugstore formerly owned by Pepsi inventor Caleb Bradham, for a scrumptious dinner. Following dinner many of us walked down the street to visit the Pepsi Store & Museum, which was kind enough to stay open late for us.

We completed our busy first day by attending the play *La Cage Aux Folles* at the New Bern Civic Center. The play was enjoyable and interactive with the audience. At one point it appeared that Skip Patnode would either end up on stage or have a date after the play with one of the flirtatious female impersonators.

Saturday began with a beautiful view of the sun shining on the marina outside our hotel. After breakfast on our



*TRAACA members learning about Bertie County Peanuts*



*The North Carolina Estuarium in Washington, NC*



*Class field trip listening intently to the docent at the NC Estuarium*



*TRAACA members after stocking up at Bertie County Peanuts*



*Dinner at the Chelsea Restaurant*



own, the group started out at the North Carolina History Center. Inside the Center's Pepsi Family Center visitors could participate in interactive displays such as making a quilt, working in a colonial mercantile store, and crewing an 18th-century sailing vessel including navigating the river & playing "whack-a-rat" to clear the ship of vermin.

Those that visited the Governor's Palace (aka the Tryon Palace) and collective buildings were in for a treat. The well-organized, guided tour of the Palace was excellent and we learned a lot about life in the 18th century. Afterward, some of the club members went to lunch at *The Baker's Kitchen*, a New Bern favorite.

In the afternoon members were free to explore the many cute shops in New Bern, visit other historic homes and gardens, check out the Craft Show at the Convention Center, or just relax back in their hotels.

Saturday evening some members stayed in town for dinner, while others went to dinner at *The Chef and The Farmer* restaurant in Kinston, NC. People carpooled to the restaurant as it was 30 miles from New Bern. Jere and Carol Avenson reported that they enjoyed the signature wood-fired Muscatel Pizza and their table shared four delicious and decadent desserts. They considered the bill reasonable, and everyone returned safely to New Bern.

Sunday morning people headed back to Hampton Roads after a busy weekend filled with local history, fun memories and great purchases. The following TRAACA members participated in one or more days of the tour: Jere & Carol Avenson, Terry & Betty Banbury, Dick & Holly Chipchak, Dan Ciccone, Keith Colonna & Darlene Stevenson, David & Faye Curl, Tyler Gimbert, Chris & Jean Harris-Evans, John & Lynn Heimerl, Melanie Kordis, Mark & Marion McAlpine, Bob & Dot Parrish, Skip Patnode, Hilary Pavlidis, Jack Pavlidis, Bob & Linda Pellerin, Norman & Sandy Pellerin, Tim & Rhonda Russell, Ken & Barbara Talley, Bill & Linda Treadwell, Bill Wilcox, and Bob Woolfitt & Susan Burt.

Even with the cold temperatures, everyone had a great time on the tour and extend their thanks to Bill Wilcox and Ken Talley for organizing such a fun-filled weekend. Where are we going next year, guys?



*Jere Avenson at the helm & Susan Burt ridding the ship of vermin*



*Part of the TRAACA group outside the Tryon Palace in New Bern*



*The Chipchaks (back) & Banburys in hot rod shuttle in New Bern*



*View of the marina outside the Doubletree Hotel in New Bern*



*Antique vehicles resting outside the Hitchin' Post restaurant*



# Decorating for Christmas with an Old Car Theme

Story and photos by Pat Locke

So what happens when an Old Car Nut and a Christmas Nut marry? They both become Christmas-loving Old Car Nuts! So in 1986, on what would become an annual anniversary pilgrimage to Williamsburg, Virginia, we found some new ornaments of wooden people driving old cars with holly trim. This started an obsession of obtaining everything Christmas in an old car theme. We have an annual Christmas party as a gift to our friends and a chance to display all of this collection. It begins with the invitation, which started as an antique Christmas postcard with Santa in an old car scanned into the computer and modified into an invitation.



*Every year, Jeff & Pat's friends eagerly look forward to receiving their special invitations to the Locke's Christmas Party*

As guests approach the house it looks typical except the porch and garden flags have red trucks decorated for Christmas and the antique pedal car on the front porch is driven by a gyrating snowman. Another snowman driving an antique car greets visitors in the entry foyer.

Beyond that is the visible gas pump with a big red bow and filled with colorful Christmas balls. Behind it are

multiple shelf-sitters with Santa and snowmen in a variety of vintage transportation. The hot air balloon beside the gas pump has Santa in an old car instead of a basket. On the shelves are Santa old car bookends, door stops, and music boxes.



*The Locke's Christmas-themed gas pump and Santa's air balloon*

Okay, now look up! The pedal car parade on top of the bookcases really makes a statement. Several years ago, we were entertaining some Marines from Northwest Naval Station at Thanksgiving and they did such a fine job of decorating the parade with garland and lights that we leave it there year round and only turn the lights on during the Christmas holiday season.

Jeff's stocking has Santa driving an antique car and the stocking holder is in the same theme.

The tree is 12-feet tall and the base is a pedal car. Two lighted strings of Nash Metropolitans towing trailers circle it. Every ornament is antique car-related, and our guests decorate the bottom half of the tree every year.



*The Christmas Parade of pedal cars traverse the tops of the bookcases. Why should reindeer fly when they can ride in style?*





*Jeff's Christmas stocking. What will Santa leave him this year?*



*If you look closely, you can see the pedal car base of the tree*



*Hand-painted 1935 Lincoln ornament*

There are over 150 ornaments on the tree. Hallmark usually has an antique car, truck or fire engine ornament each year. Terry Bond supplied an antique spark plug. One year Jeff had a local artist paint our 1935 Lincoln

onto a dozen glass ball ornaments.

Below, flanked by two brass headlamps sporting holiday headbands, is a winter-themed 1926 calendar Andy Ott found from an auto garage in New Grenada, PA.



*1926 calendar from Alloway Garage in New Grenada, PA*

Then there are planters, snow globes, card holders, paintings, posters, vintage advertising, picture frames, advent calendars, pillows, runners, place mats, magnets, cookie jars, cookie cutters, salt & pepper shakers, and serving pieces all in the same theme. Our daughter is especially gifted at locating something special every year like a Motorcycle Santa with side car chip and dip set.



*Motorcycle Santa chip & dip set*

Wrapping paper, gift boxes and Christmas cards are all sources of décor. The delightful gift bag shown combines our love of cats, cars and Christmas.



*Wouldn't you love to receive this cute Christmas gift bag?*

Stein Mart has men's shirts with Santa and car themes. Jeff's sweater has a

cross stitch Santa car on it, and I have jewelry, sweaters and some wonderful sequined appliques treated to peel and stick to ordinary jerseys. At the 2014 AACA Annual Meeting I gave a PowerPoint presentation of 100 slides showing our collection and presented several appliques as door prizes to the lucky winners.

And, don't forget the cars! Lighted wreaths, reindeer antlers and magnets add to the festivity. Now, if you've caught the "Santa in an Old Car" bug, go to eBay and search for "Santa car." You'll find ornaments and all sorts of fun items to bring your antique car hobby home for Christmas.



## Still Collecting Stuff — *Objects From My Desk*

By Terry Bond

This is a column that could take two issues, but I'll be selective and keep it to one so I can tell you all about something different next time. So hang on, and we'll try to wade through some of the "clutter" on my desk.

In the September issue of *The Mudflap* we took a look at letterhead paper. Well, letters are written at a desk, so the next logical step in the evolution of this category is to look at the other things that can be found on one's desk, that are related to the automobile.

A gentleman's desk was his playground in the early 1900s. It's where serious business was transacted. Before the telephone, cell phones, computer tablets and smart phones, it was common to sit and write letters at your desk. It took some "equipment" to make that happen. It also took things that made desk-life more professional and enjoyable for early motoring enthusiasts. Automobile-related objects in one's office also provided the ability to flaunt your association with early motoring. You were instantly "one of those people."

Whether it was in a law office, home office, or perhaps an automobile dealership, things that were desk-related abounded.

The first such item I ever acquired is a legend. James Woodall, Jeff Locke, Neil Sugermeyer and I were wandering through an antique shop together years ago. Everyone had their eyes trained for their favorite objects. I learned an important collecting lesson a long time ago—work hard to clear your brain of clutter and preconceived notions of what you are likely to find. With brain clear, eyes wide open, and a methodical way to scan shelves, you'll be amazed at what you or others might have overlooked. In this case, everyone else was looking at a book dealer's booth for automobile-related books. Logical right? Well, my uncluttered mind and wide open eyes spotted this wonderful early folding book stand with an early race car motif. Everyone else was in shock when I bought the rack that held the books. They had all looked right past it! To this day I'm accused of some kind of sorcery as objects just appear out of nowhere as I walk past. Sometimes I've heard they even fall off the shelf into my hands.

The ends of this beautiful piece fold down and there are three metal rods that adjust so you can put up to half a dozen normal-size books between the book ends. These are believed to be made by a company called Judd. They made many similar pieces with animals on the book ends.

A clue to authenticity is to check the back of the ends. They are nicely finished and will have a casting number stamped on them.



*End view of a bookend set with automotive motif*

This particular item is actually part of a larger set of desktop items that includes a calendar stand, letter stand, thermometer, coat hook and a special letter opener that matches everything. Here are the pieces below:



*The rest of the vintage race car desk set*

The book rack itself comes in a couple of different forms. There is a scarce version that has a letter rack built in to both ends. I'm told there is also a pipe stand—another smoking-related object—but I have personally never seen one and have not seen these pieces advertised anywhere in the many early catalogs I've researched.

These objects were made from several metals. Some were cast iron with bronze plating. Some variations were painted or enameled; however, the book stands are the only pieces I've seen done that way.

Beware—there are some fairly recent recast fakes. The book stands seem to be the only pieces done however. Once you've seen the real deal, the reproductions stand out easily. The quality of their casting is poor in comparison. The definition of the automobile and driver image is not as deep or as well done. The detail on the leaves and other decoration are not as clearly defined. A good set of book ends should bring up to \$150. They show up periodically on eBay. Those with the combined letter rack



are \$200 plus. The other pieces are harder to find. The most common of them is the coat hook. You should be able to find one at \$100 or less. The thermometer is very hard to find, especially with an intact thermometer. \$400 is not an unusual price for this piece. The letter stand is another hard piece to come by, and the calendar (some call it a picture frame) is very hard to find. Most difficult of all though is the letter opener. They are often damaged (people used them to pry things open or as screw-drivers). I've see the letter opener selling for over \$300.

There are quite a few different bookends available with a motoring flavor. Here is a fairly common set in plated spelter representing early Chevrolets. I'm told they were used at dealerships, but unless they have additional plaques or engraving on them I suspect that they are just generic pieces. They are of recent production (1960s), but are well done and would look great on your desk—especially if you are a Chevy fan.



*Chevrolet advertising bookends circa 1960s*

There are a lot of letter openers around. Some are pure automobilia, while others advertise dealerships, auto manufacturers or accessories.



*Embossed celluloid auto-related letter opener*



*Early glass automobile inkwell*

Inkwells are another favorite of mine. They come in a wide range of types and materials. My favorites are those with a strong automotive image. Here are a few:

The wonderful inkwells shown are actually small cars. Open the lid and you'll find a nice ceramic ink container.



*Cast metal automobile inkwell*



*Another great early automotive-theme inkwell*

Here is part of another set I'm trying to complete. This bronze paper clip carries the same image as my matchbook stand. There must be more out there somewhere!



*Bronze paper clip (left) and bronze matchbook stand (right)*

Note the wonderful bronze lid on the stamp box to the right.

Whether located on the desk itself or in the foyer of someone's office, a calling card tray was every bit as good as today's voice mail. Instead of leaving messages (dang those stupid telemarketers!) people would just call



*Early postage stamp box w/bronze lid*



on each other by ringing the doorbell. If the person you wanted to see wasn't available, the butler or doorman would collect a calling card and place it in a special tray. It's easy to tell these from ashtrays—there is no place to rest your stogie!



*Early calling card tray showing a chain-drive Mercedes race car*



*Argyle Motorcar advertising bookmark*

Ah, moving a few piles of paper products yet a few more desk items—like advertising bookmarks.

This amazing piece is an advertising bookmark for the Argyll motorcar company in Scotland. It's circa 1908 and is a perfect example of a collectible that crosses over several categories. Having lived several years in Scotland, I'm fascinated with Scottish-built vehicles. This piece is also sought by collectors of celluloid advertising items, bookmarks, and even things produced by the company that made it (Whitehead and Hoag). It's the only one known to a couple of collectors

who have spent a lifetime cataloging similar pieces.

There are a lot of other desk-related items, but I'll close with a few more of my favorites. First is a wonderful bronze picture frame with a great motoring scene in relief and a small calendar.


And, how would you know when it's time to go home without a nice desk clock!

All this makes going back to your desk much more enjoyable. Now get back to work (and enjoy collecting!)

*Terry Bond*



*Bronze picture frame with early motoring scene*



*Early automobile calendar holder*



*Bronze automobile-themed desk clock*





## Congratulations to Bob Parrish!

The TRAACA's own Bob Parrish was reelected to the AACA National Board. Additionally, the Board elected Bob to serve as the Executive Vice President, positioning him to be the AACA President in 2016. Congratulations Bob and Dot! Thanks for being such great representatives of the AACA and TRAACA!

## TRAACA Dinner Meeting and Board of Directors Induction Ceremony Saturday, January 24, 2015

Our January Dinner Meeting and annual Board of Directors Induction Ceremony is on Saturday, January 24th, at the Holiday Inn—Norfolk Airport. (Note: the time of the dinner will be determined at the December 3rd Board Meeting.) Dinner will be buffet-style and include Roast Sirloin with mushroom Bordelaise sauce, Chicken Marsala, and Citrus Salmon with orange glaze, accompanied with house salad, rolls, au gratin potatoes, fresh seasonal vegetables, and dessert. As usual, a cash bar will be available. The cost is being finalized, but the club is subsidizing the meal so it will be \$25-\$30. (Updated information on the cost will be posted to the TRAACA website, printed in the January *Mudflap*, and provided by the Calling Tree Captains.)

Dinner will begin with a social hour, followed by a brief business meeting and induction of the 2015 Board of Directors: Jim Villers—President; Mark McAlpine—Vice President; Melanie Kordis—Secretary; Marion McAlpine—Treasurer; and Board Members Matt Doscher, Tyler Gimbert, Skip Patnode, and Tim Russell.



## AACA & TRAACA Membership Renewals Due



It's time to renew your National AACA membership (unless you're already a Life Member!) and your TRAACA membership. Don't put it off—renew now! It's important that you renew your TRAACA membership before the end of the year to have your current info included in the 2015 Membership Roster.

You can renew your AACA membership either by filling out and mailing in the renewal form contained in the November/December issue of the *Antique Automobile* magazine or you can renew and pay online at the AACA website ([www.aaca.org](http://www.aaca.org)). Annual membership (which includes your spouse) is \$35. Student membership (open to *enrolled students* ages 13-25) is \$12 and Life Membership is \$600. Remember: you need to renew your AACA membership in order to attend the Annual Meeting in Philadelphia or participate in any of the AACA National Meets or Tours in 2015.

You can renew your TRAACA membership by using the form printed in the November *Mudflap*, downloading the form from the TRAACA website, or picking up a form at the December 7th Holiday Party, and either mailing it and your check for \$25 to Jim Villers or just give both to him at the Holiday Party. Please make sure to update your contact information, include your birthday and anniversary information (so we can recognize you in the *Mudflap*), and tell us if you've sold or acquired any vehicles so we can update the club roster.

Please renew your memberships as soon as possible! The club wouldn't be the same or as much fun without you.



## AACA Calendar of Events

[http://www.aaca.org/Calendar/aaca\\_calendar.html](http://www.aaca.org/Calendar/aaca_calendar.html)

### FEBRUARY 2015

12-14 AACA Annual Meeting  
Philadelphia, PA

### MARCH 2015

6-8 Winter Meet  
San Juan, Puerto Rico

18-21 Dual Grand National Meet  
and Western Spring Meet  
Tucson, AZ

### APRIL 2015

9-12 Southeastern Spring Meet  
Charlotte, NC

30- Eastern Spring Meet  
2 May Virginia Beach, VA

### MAY 2015

30 Apr- Eastern Spring Meet  
2 May Virginia Beach, VA

4-6 SE Divisional Tour  
Knoxville, TN

7-9 Central Spring Meet  
Auburn, IN

### JUNE 2015

4-6 Central Spring Meet  
Independence, MO

### JULY 2015

16- Southeastern Fall Meet  
18 Louisville, KY

27- Vintage Tour  
31 Lancaster, PA

### AUGUST 2015

25- Western Divisional Tour  
27 Northern California  
Santa Rosa, CA

30 - Glidden Tour  
4 Sep Chickasha, OK

### SEPTEMBER 2015

30 Aug Glidden Tour  
4 Sep Chickasha, OK

14-18 AACA Founders Tour  
Northeast Ohio

### OCTOBER 2015

7-10 AACA Eastern Fall Meet  
Hershey, PA

# 2015 Lincoln Highway Henry B. Joy Tour

## June 27—July 8, 2015

Story and photos by Carol Avenson

Are you seeking adventure and an opportunity to view the scenic grandeur of the United States? Be part of a tour celebrating the 100th anniversary of Henry B. Joy’s tour from Detroit, Michigan, to the 1915 Panama-Pacific Exhibition in San Francisco, California. (Henry B. Joy was the first President of the Lincoln Highway Association and the President of Packard Motor Company.) This 2,836 mile trip begins at the Packard Proving Grounds north of Detroit on Saturday, June 27th, and arrives at the Lincoln Highway Western Terminus in San Francisco on Wednesday, July 8th.

All vehicles are welcome on this 12-day adventure, and traveling approximately 250 miles a day permits time to enjoy scenic drives and stop at a broad array of tourist attractions. Cost for the car and driver is \$695 and \$600 for each additional passenger. This fee includes all meals, entry fees for morning and afternoon stops, and much more. (Each participant must also be a member of the Lincoln Highway Association. Membership costs \$25 for

students, \$45 for each individual, or \$60 for a family.) You can do just part of the tour and the fee will be adjusted “ala carte” to cover the cost of items you receive on your part of the tour. The official hotel sponsor for the tour is Holiday Inn, which is offering discounted room rates to participants.

Veteran TRAACA Lincoln Highway Tour participants who took part in the 2013 Lincoln Highway Association’s 100th Anniversary Tour and have already signed up for the 2015 tour include Bob Woolfitt, Bill Wilcox, Leslie & Tony Scarpelli, John & Vicky Peters, my husband Jere (Avenson) and me. It’s impossible to summarize this amazing experience, but a few pictures from last year can provide a glimpse. We saw many interesting sights and met many memorable people.

Want to learn more? Go to the Lincoln Highway Association’s website ([www.lincolnhighwayassoc.org](http://www.lincolnhighwayassoc.org)) or ask any of the TRAACA 2013 participants who have already signed up for another journey across America.



*Bill Wilcox’s 1932 Packard with the New York City skyline in the background*



*Carol Avenson at the Steel Trolley Diner in Lisbon, Ohio, with a Deputy Sheriff Barney Fife impersonator*



*Bill Wilcox’s 1932 Packard Convertible Sedan entering a tunnel in scenic Wyoming*



*Tony & Leslie Scarpelli on their wedding day at the western terminus of the Lincoln Highway in San Francisco, California*



*Jere & Carol Avenson’s 1954 Packard Patrician at an Art Deco gas station in Pennsylvania*



*Bob Woolfitt’s 1934 Packard 12 in Times Square, New York City*



# “Hershey or Bust! It Took a Little Longer than Expected.”

Story by Neil Sugermeyer. Photos by Marty Sugermeyer.

My 25-year old travel trailer has been a fixture in my spaces at Hershey for many years and has provided me reasonably comfortable quarters for the annual swap meet. Traditionally, I leave Tidewater on the Friday morning prior to the Hershey Meet for the long trek to Pennsylvania, the truck loaded with stuff to sell and the trailer outfitted with food, clothes and sleeping bag. After some problems with the trailer’s water system the last two years, all was in good repair this year and everything checked out okay before I departed. I left home about 8:30 AM and anticipated arriving at the campground near Hershey that I’ve used for years around 3:00 PM. Terry Bond was scheduled to join me later in the evening, and we had planned to hit a paper show and as many antique shops as we could in the next three days before the swap meet began. However, things don’t always go as planned.

Due to a 7½-mile backup at the Hampton Roads Bridge Tunnel (HRBT), I exited I-64 at Little Creek Road intending to bypass much of the backup and reenter at 4th View Street via Tidewater Drive. That’s when the “not so fun” part began. Just past the Granby Street overpass, I noted smoke pouring out from behind my trailer and suspected I had blown a trailer tire. I pulled over to check out the situation and, when I looked around the trailer, saw that the left rear tire was touching the left front tire and neither one was flat. The right side tires were okay—the trouble was more serious than a flat tire. Closer inspection showed that the left rear spring perch had separated from the main chassis, allowing the rear axle to pivot forward until both left tires touched each other.

To make a long story short, a rollback truck was unsatisfactory. A repair man with a portable arc welder was summoned and finally arrived about 2:30 PM. He was able to jack the axle back into the correct position and weld a reinforcing plate onto the spring perch so that I could tow the trailer to a repair shop (where it remains as of this writing). Meanwhile, my wife Marty came and, while we waited, unloaded all the food and clothing from the trailer into her car, took it home and placed it in coolers and bags to be carted to a cabin I was able to rent at the campground. When I returned home, I crammed all this stuff into my truck and finally departed again at 6:15 PM to meet Terry Bond in Newport News. However, I sat on the causeway to the HRBT for more than half an hour as the tube was closed for some unknown reason. It was 8:15 PM when Terry and I finally left Newport News, and 350 miles later we arrived at the campground in a deluge around 2:45 AM. Needless to say, we were a bit late arriving at the paper show that Saturday morning.

For all of us who tow tandem-axle trailers, there is a good deal to be learned from this experience. My trailer had just been inspected two days before, but inspection of a trailer consists mainly of a check of the brakes and

lights. There was no way an inspector could’ve seen that the spring perch had become weak where it was welded to the chassis. When a two-axle trailer is towed, any time a



*“What the heck? This doesn’t look right.”*

turn is made the wheels are essentially being “skidded” around the arc of the turn: the tighter the turn, the more severe the skidding. Backing or pulling a trailer sharply into a driveway places the most strain on the tires, but even more on the spring perches as they are also subjected to a sideways thrust. On my trailer, over time, this began to weaken the joint between the frame & the spring perch and caused the dramatic failure—fortunately not in the tunnel. The cure for my trailer will be to reinforce all six spring perches where they join the trailer chassis.

Some other things to think about: with a car trailer, particularly one with a car inside, the strain on the spring perches is considerable. The older the trailer, the more likely the possibility of failure in this area. Also, with my travel trailer, which has an air conditioner on the roof, the overall height makes it too high to recover on a regular rollback tow truck unless it is a low boy. While my travel trailer would have fit on a rollback, the total height would have been over 14 feet, which would not clear many bridges or power lines. In Virginia, the legal height for anything on the road without a special permit is 14 feet. Most car trailers are also too long to fit on a rollback, so a word to the wise: check the condition of your trailer’s spring perches and have them reinforced if necessary. Our trailer will be back on the road next year and ready for Hershey, all spring perches strengthened.



*Neil (left) losing precious Hershey time, but entertaining cars passing by his trailer on the side of the road for over six hours.*

# Caught in the Headlights—TRAACA Members & Their Cars

## *Melanie Kordis' 1930 Ford Model A Roadster*

Story by Melanie Kordis. Photos by Jim Villers (cover) and Mark McAlpine.



*Melanie & friends riding in Lady Lilli*

“Back to Blackstone,” a Cape Henry Model A Ford Club tour in September 2013), was my first road trip with my 1930 Model A, “Lady Lilli.” I’ve been on car trips before (although the car was of more recent vintage) and had a general idea of what was needed: procure reservations, plan wardrobe and accessories, prepare the vehicle, and—most importantly—have fun!

Procuring reservations was easy. My friend Denise Holden (who is fast becoming a Model A participant) and I ended up staying at the lovely Grey Swan Bed and Breakfast. Several members have stayed at the Grey Swan before and it continues to provide great hospitality, breakfast, and accommodations.

Planning my wardrobe was much easier than Lady Lilli’s. Not having many accessories—tools—for her, I didn’t know what to bring. Dick Eberle offered to take me shopping. Dick knows his stuff, but I know what will fit in Lilli’s accessory case (and what will match)

Preparing the vehicle was next. Before Lilli came into my life, preparation meant having the tires checked (usually by Merchant’s Tires), checking the oil, and washing the car. Well, folks, that is not the half of it when it comes to Model As. However, I still know how to make an appointment, so I scheduled one at Dick’s garage. I assisted Dick with installing new hoses, a rebuilt carburetor, and a new grease fitting, adjusting the brakes and refilling the radiator. After that I was confident that Lady Lilli was ready and all that was left was the fun!

I was so excited that I didn’t sleep well the night before the tour. Lilli slept very well and was ready to go. We picked up Denise and headed off to meet the group. It was a beautiful drive to Blackstone, and Lilli conducted herself like a perfect lady. I was impressed with the way the club members stayed together and looked after one another. I was even more impressed on the trip home.

Apparently Lilli thought she had arrived and was ready

to make herself known. She did—she acted like a diva the rest of the trip. Her first bit of drama came as we approached the fairgrounds on Saturday morning. “Gentlemen,” I said, “Lilli is making a new sound, and I don’t know what it means.”) Four men came over and peered under Lilli’s hood while instructing me to turn her over. Their well-trained ears acted like stethoscopes to identify the “clunk.” It didn’t take long to identify that the distributor bushing needed oil. Dave Curl applied some 3-in-1 Oil and the noise was gone. (Note to self: purchase 3-in-1 Oil & remember where the bushing is.)

I wish I could say the trip home was as smooth as the trip to Blackstone—it wasn’t. We pulled over *three* times, the only car in our group that required assistance on the way home. The first time I was able to fix the problem—Lilli’s ill-fitting top had come loose. A simple adjustment and we were back on the road. I was glad that I was able to fix the problem—I felt like a “real” car owner.

The next bump in the road was when we heard another sound, saw black smoke, lost power, and then Lilli died. I was at a loss. This didn’t feel good, and we literally were on the road with very little shoulder space and the group had to pull over behind us. Dave Curl came to examine Lilli while the other drivers kept the road safe. I pulled out Lilli’s accessory case, praying that something in the magic case would do the trick. The magic actually came from Dave when he determined a nut on the carburetor had come loose. *Shoot.* I’d watched and helped (a little) change a carburetor three times and hadn’t the first clue. *Ugh*—now I questioned my “real” car owner status.

The third and, thankfully, last time we caused the whole group to pull over was when the radiator indicator was totally red. This time I went beyond not being a “real” car owner to being an owner who didn’t know anything other than this was not good! The radiator needed more water than I had in my car. I didn’t even have the right rag to open the darn thing! My spirits sank.

There are many great things about traveling with the club, the biggest being the members themselves. Another is that we attract attention. Imagine seeing seven antique cars pull over in front of your house. Anyone would want to see what it was about. This homeowner graciously offered us his water hose. Lilli got her drink & we were on the road again. (It probably wasn’t my gentle threat for her to make it home without further incident or I wouldn’t take her on another trip—then again, maybe it was. The same method has been known to work with my children.)

Life, so I realized, is a series of lessons. I acknowledge that being a Model A owner will offer me many opportunities to learn new things & be exposed to new adventures with some really great people. Here’s to the ride ahead!





# TRAACA MEMBERS' PAGE

## Welcome to Our New Members!

**Stephen & Cathy Aki**  
Chesapeake, VA

– 1972 Porsche 914 / 1974 MG Midget /  
1978 Mercedes-Benz 450SL

**Tony & Charlene Cerza**  
Virginia Beach, VA

**Chris & Jean Harris-Evans**  
Norfolk, VA

– 1927 Cadillac Touring Car / 1941 Cadillac 60 Special /  
1953 MG TD

**Jonathan Lichtenstein**  
Norfolk, VA

– 1982 Volvo 244 GLT Turbo

**Jason & Lisa Sturniolo**  
Virginia Beach, VA

– 1967 Ford Mustang / 1968 Ford Mustang /  
1972 MGB

## Members celebrating anniversaries in December



**John & Lynn Heimerl**

**Jeff & Pat Locke**

**Ron & Tina Pack**



## Members celebrating birthdays in December



**Matt Doscher**

**Sandy Hall**

**Mary Lou Olson**

**Nancy Soccia**

**Neil Sugermeyer**

**Ken Talley**



## Sunshine Report

Our thoughts and prayers go out to **Ivan Joslin** who had hip surgery on November 25th in Orlando. The surgery went well, but he's fighting another infection. He was released on Friday and will begin IV antibiotic treatment and physical therapy at home in *The Villages*.

*Please provide updates on the health of TRAACA members to Toni McChesney at 456-2806 or [toni56chev@cox.net](mailto:toni56chev@cox.net).*

## **WANTED: New "Sunshine Report" Coordinator**

*Toni McChesney has been our "Sunshine Report" coordinator for a number of years and is ready to hand off the responsibility. We need someone else to take on this important position, and help keep club members informed about the health of their fellow members. If you would like to volunteer, please contact Wes Neal or Jim Villers. Thank you for supporting the club!*



*Sep 8, 2014: TRAACA members Sam Kern, Jim Villers, and Kit Lawrence install a footbridge at the Military Aviation Museum to provide better access to the show field for the TRAACA's Annual "Wings & Wheels" Meets. Kit built the bridge in his driveway, and Kit, Jim, Sam, and Bill Treadwell (not pictured) transported the bridge to the museum in Kit's trailer. Thanks, guys!*



*Nov 26, 2014: TRAACA members (left to right, back row) Mark & Marion McAlpine, Tony & Leslie Scarpelli, and John Heimerl were some of the volunteers who helped assemble new bicycles purchased with a grant from Target Stores for 12 deserving students at Booker T. Washington Elementary School in Suffolk, VA. John organized volunteers from several car clubs around the Hampton Roads area.*



# *It's Coming—Get Ready!*

## **The AACA National Eastern Spring Meet**

### **Virginia Beach, VA—Hosted by the TRAACA**

#### **April 30—2 May 2015**

**By Linda Pellerin, Meet Chairperson**

I am looking forward to the Tidewater Region hosting a very successful National Meet coming up in the spring. We have a reputation to uphold, as many AACA national members are still talking about our 2006 meet. There are many plans for the meet in the works, and I hope all of you will volunteer to help as there are many jobs to fill.

We have an exciting few days planned with a tour to Bill Thummel's car collection and machine shop (Abacus Racing) in Virginia Beach, a tour of Naval Air Station Oceana, a vintage fashion show and luncheon, and an amazing Friday Night Social. The Meet, Judges Breakfast, awards ceremony, and banquet will all be held at the Military Aviation Museum.

Our next meeting for the 2015 National Meet will be at the Holiday Inn—Norfolk Airport on Wednesday,

December 3rd, at 7:00 PM after the TRAACA Board Meeting. Please come and be a part of the Meet Committee and volunteer to help. We need people to staff the Welcome Table and the Hospitality Room at the host hotel (the Sheraton Oceanfront Hotel in Virginia Beach), as well as volunteers to help out at the Military Aviation Museum with trailer parking, flea market and car corral, traffic control and parking of the show vehicles. I know there is something to interest everyone. Bring that Tidewater spirit and join in the fun, as we look forward to hosting an amazing show.

[Editor Note: Each issue of *The Mudflap* leading up to our National Meet will have an article providing more details on the events planned for the meet.]

---

## **Registering Your Vehicle for a National Event**

**By Mickey McChesney**

Over the past two years, our region has welcomed many new members to the fold. I'm sure that not all of them are acquainted with how you must register if you wish to attend or enter your vehicle in a National Meet. I hope that this article will "show you the way" or at least create the interest and generate questions. With our Region hosting the AACA Eastern Spring Meet in May [30 Apr—2 May 2015], TRAACA members have the opportunity to participate in a National Meet in our own backyard.

**There are two ways in which you can register to enter your vehicle in a National Meet:**

**1) Using the activity request card in the mailer of your copy of the AACA *Antique Automobile* magazine;**  
or

**2) On-line at the AACA website ([www.aaca.org](http://www.aaca.org)). If you choose to register on-line, you must have your AACA member number and PIN available.**

If you have misplaced the activity request card, a call to the AACA headquarters (717-534-1910) will solve the problem. You must request one registration for each vehicle you wish to enter. When filling out the form you will be asked several questions about your vehicle, including selecting which judging class or certification category your vehicle will compete in. The categories and classes are in the AACA Official Judging Guidelines.

(When in doubt, ask one of the many experienced members in the TRAACA. Our members are here to help new members and ensure inexperienced members enjoy all aspects of the hobby.) Upon completion of the registration card, mail it to the Host Region along with a check to cover all your fees.

If you register on-line, you can complete the form on-line and pay your fees with a credit card.

Every AACA National Event (meet or tour) has a "cut-off" date (usually no later than 30-days before the meet), after which no additional registrations will be accepted. This cut-off date is to provide the Host Region sufficient planning time to establish banquet reservations, the show field layout, etc. Pay heed to this date. Register early.

One additional item: even if you don't plan to show your vehicle, you must register if you plan to attend the various events associated with the meet or to judge. (The earlier you register to judge, the more likely you will be assigned to one of the classes you stated you would prefer to judge.)

If you have never attended a national event or shown your vehicle at one, this is the opportunity. It's not for everybody, but you will never know unless you try it and you will never get a better chance than this.

[Editor Note: Next month's *Mudflap* will include an article on how to prepare your vehicle for judging.]





## AACA Membership

By Bob Parrish, AACA VP—Membership

(Excerpted from the Fall 2014 AACA *Rummage Box*)



The AACA membership base remains steady at approximately 60,000 members, and in 2013 we experienced a moderate 1% growth. Considering normal attrition, and a decline in membership for many organizations, automotive or otherwise, we feel fortunate holding our own.

There are many ways to attract new members, but demonstrating how much fun we have, with all our classic vehicles, surely is near the top. We should be ever ready to spread the word about the benefits of AACA membership and have an application ready to hand out. Have you ever left your *Antique Automobile* magazine at the barber shop or dentist office? It has worked for me.

There is another way to increase membership that has been under-used. AACA has had a complimentary membership program since 2008. AACA Headquarters in Hershey sends each Region and Chapter President four complimentary applications in September to be distributed to prospective members for use in the

upcoming year. Many Regions and Chapters also issue a free membership to these fellow enthusiasts to introduce them to their respective local club.

Since the inception of this program we have seen many of the complimentary membership recipients renew their memberships and become very active members in National Tours and showing vehicles at National Meets. Local Regions and Chapters have also prospered by getting new productive members to hold office and participate in local activities. This really is a win-win for AACA and its Regions/Chapters, and introduces fellow hobby enthusiasts to the best collector vehicle organization in the land. It allows them to enjoy the benefits of AACA that we sometimes take for granted.

There are collector car hobbyists waiting to be asked to join the finest organization of its kind in the world. Let's get the word out. With your help we can continue to make this program a success.

[Editor Note: The TRAACA received its four 2015 AACA complimentary memberships. If you know someone who would be a great addition to our club, please contact Wes Neal or Jim Villers.]



## Judges' Corner—Year in Review

By Herb Oakes, AACA VP—Judging

(Reprinted from the December 2014 AACA *The Judge* newsletter)



It's time to start getting ready for the 2015 judging year, starting with the annual Philadelphia business meeting, then on to our first meet in Puerto Rico, followed by Tucson, AZ, Charlotte, NC, and then Virginia Beach. I'm looking forward to seeing each of you on the judging field in 2015.

Recapping 2014, we are continuing to move forward with our judging program. We are now over 1,000 active judges and looking forward to increasing that total this year. Remember to invite a friend to Judging School and introduce him or her to our hobby of judging. The efforts of our judges and team captains continue to improve and I credit that to our continuous effort to bring up issues that we need to work on during the Team Captain's Judging School and the Team Captain's CJE. Another practice that is paying dividends is having a phone number on each Team Captain's package so that he or she can call for assistance on any issue while judging on the field.

This was another successful year in our judging program and it could not have been accomplished without all of the judges' & team captains' dedication to supporting our great AACA organization. I have received over 500 letters this

year & many have notes at the bottom praising the professionalism of our judges. I want to personally thank each and every one of you for your dedication to the program.

I would like to remind all Team Captains, certified or working for your certification, that you must attend a Team Captains School or a Team Captains CJE each year. I have sent a reminder letter to those Team Captains who have not met this requirement. They will be placed on a non-eligible list to serve as a Team Captain until they have met the requirement stated above.

This year, Philadelphia will host a Team Captain's School & a Judging School. The meet in Puerto Rico will host a Judging School & Team Captain's CJE. The meet in Tucson will host a Judging School & a Saturday Team Captain's CJE. The meet in Charlotte will host a Judging School, Team Captain's School and a Saturday Team Captain's CJE. You will be kept updated on Team Captain's School & Team Captain's CJE throughout the year.

It has been a privilege to serve as your VP of Judging for this year. I want to thank each of you that brought me suggestions—good, bad and indifferent. This has helped immensely to strengthen our judging program. Check this year's calendar in the *Antique Automobile* and make your plans early to attend as many meets as possible in 2015.



# 14th Annual Toys for Tots Car Show

**Saturday, December 6, 2014**  
**9:00 AM-3:00 PM (rain or shine)**

**DANIELS PERFORMANCE GROUP**  
**20128 IWIP Road, Smithfield, VA 23430**

Registration: \$20 per vehicle. Free admission for spectators.  
 Registration from 9:00-11:00 AM

Trophies for Top 20, "Best of" categories, and Best Decorations

*Participants & spectators encouraged to bring new toys to donate.*

Live music all day.  
 Door prizes, children's activities, vendors, and great food.


Smithfield High School Band performance at 11:00 AM  
**Santa is scheduled to arrive at noon via Nightingale helicopter!**

NASCAR Champion Richard Petty's  
 1970 Plymouth Superbird, "The King,"  
 from the Disney movie *Cars* will be on display!










- ### Other Regional/Local Events
- DECEMBER 2014**
- 6 Toys for Tots Car Show  
Daniels Performance Group  
Smithfield, VA
  - 14 Toys for Tots Car Show  
Bayside Harley-Davidson  
Portsmouth, VA
- JANUARY 2015**
- 9-11 Hampton Roads  
International Auto Show  
Virginia Beach, VA
- MARCH 2015**
- 15-16 Richmond Region AACA  
Annual Swap Meet  
Richmond, VA
  - 27-28 Sugarloaf Region AACA  
45th Annual Antique Car  
Show and Swap Meet  
Westminster, MD
- APRIL 2015**
- 22-26 Spring Carlisle  
Carlisle, PA
  - 9-12 Southeastern Spring Meet  
and Charlotte Auto Fair  
Charlotte, NC
  - 26 Piedmont Region AACA  
41st Annual Carfest  
Charlottesville, VA
- MAY 2015**
- 22-23 ODMA Meet  
Staunton, VA
  - 23 Tri-County Region AACA  
22nd Memories on Main St  
Galax, VA
- JUNE 2015**
- 6 Historic Fredericksburg  
Region AACA Annual Show  
Fredericksburg, VA
  - 27 - Lincoln Highway Tour  
8 Jul Detroit to San Francisco
- There are slim pickings for car shows over the next three months. Take advantage of the time to work on your vehicles & finish projects.*

## The Complete Toolbox

*Tools every mechanic should have in his/her toolbox.*



One very useful tool is a digital volt meter that plugs into the cigarette lighter. It is a very easy way to check your battery charge and the function of your charging circuit. A fully charged battery should be about 12.7 volts and most charging systems are designed to maintain about 14.5 volts when the engine is running. The INNOVA 3721 digital volt meter costs less than \$15 at Amazon and is an easy way to check the condition of your electrical system.

*(Suggested by Jim Villers)*



### Name that Car!

*Of course: it's a 1948 Tucker. And you can see three of them in the new Cammack Gallery at the AACA Museum in Hershey.*





## EDITOR'S DESK

Mark McAlpine

mmmcalpine05@msn.com / (757) 967-0074

I hope everyone had a great Thanksgiving. As 2014 winds down and the final *Mudflap* of the year is published, I want to thank everyone who contributed to our newsletter. Your articles, photos, reports on the health of our members, and suggestions on how to improve *The Mudflap* helped keep our membership informed and made my job as editor a little easier.

To keep *The Mudflap* both interesting and informative, my wife Marion suggested that I provide members some details on what I'm looking for in articles. So here are some examples, but I am open to any ideas you have for articles—especially if you are going to write them.

- "Caught in the Headlights"—every month I want to include an article highlighting a member and one of his/her current antique vehicles. I'm looking for one page telling us how and why you acquired the vehicle, a brief overview of what work you've done to it (or are planning to do it) and/or any fun you've had with it. Please send me at least four photos: one of you with the vehicle (for the front cover of *The Mudflap*), and one of the vehicle by itself, one of its interior, one of its engine, and one of any special feature you want to highlight.

- "My First Car"—whenever possible, I want to run articles about members' first cars. You don't have to still

own it, just remember it—fondly, humorously, or with disdain. Again, I'm looking for one page max and, if you have them, photos.

- Restoration projects—past or present. Two pages are preferred, but if you need more space, break it into separate two-page parts we can run as a continuing article in consecutive issues. Photos tell a thousand words.

- AACA National Meets & Tours, TRAACA activities, other national & regional major events, car museums, etc.

- Technical articles—half page to one-page articles on how to do something that you think your fellow members would be interested in.

- Non-technical but antique vehicle-themed articles like collecting, decorating or parties—1-2 pages, with photos.

Don't worry if you've never written an article before. Just start typing (or writing) your story as if you were telling it to a friend. My job as editor is to help you polish your article. If you can't take the photos, ask another member or contact me and I'll do it. I don't claim to be the best writer or photographer, but between us we can do a pretty good job.

For those of you that have provided articles for *The Mudflap*—thank you very much! For those of you that haven't yet, give it a try—we want to read your story. And who knows—you might enjoy it.

If I don't see you before the holidays, have a Merry—and safe—Christmas and Happy New Year!

Mark Mc

**Insurance Appraisals/Pre-Purchase Inspections  
Accepted by Major Antique Auto Insurers  
Licensed and Insured**

**Dan Ciccone**

757-391-9006 (w) 757-576-9228 (c)

ciconeclassics@cox.net

www.ciconeclassics.com

**Ciccone  
Classics  
Vehicle Appraisals**



757.329.1112  
skwright86@gmail.com

Stephen Wright  
Owner



THAD DOUMAR  
(757) 627-4163  
Fax (757) 627-7511  
Thad@Doumars.com

1919 Monticello Avenue  
Norfolk, Virginia 23517

Vinyl Tops Rag Tops Seat Covers  
Carpets Door Panels  
Headliners Tonneau Covers



Auto Upholstery  
2602 Build America Drive

Owners  
KEITH OLSON 827-0381  
ERNEST OLSON FAX 827-5359  
MICHAEL OLSON E-MAIL: kirksuph@verizon.net




*"Classic Car Restoration with a Performance Edge"*  
Smithfield, Virginia  
(757) 356-1156

International Vehicle Appraisers Network



(757)421-9028 jlocke@i-van.org  
Fax:421-4165 www.i-van.org/locke.htm  
900 Taft Road, Chesapeake, VA 23322



SMITHFIELD  
STATION

Restaurant • Hotel • Marina

415 S. Church St. - P.O. Box 486 - Smithfield, Virginia 23431  
Phone (757) 357-7700 - Fax: (757) 357-7638  
www.smithfieldstation.com



JKL AUTOMOTIVE INC. D.B.A.

**DR. MOTORWORX**  
REMANUFACTURED ENGINE INSTALLATION CENTER

TONY SCARPELLI  
Owner

TRADE YOUR ENGINE  
NOT YOUR CAR<sup>SM</sup>

2600 Build America Dr., Hampton, VA 23666  
Phone (757) 838-8723 / Fax (757) 827-3082  
www.virginiaengines.com

Bruce Warren - Owner Light Trucks/Towing

**WARREN AUTO REPAIR**  
We Repair Antique Cars



Since 1976  
(757) 857-1747  
1553 Azalea Garden Road  
Norfolk VA 23502



# The Schaubach Companies

Dwight C. Schaubach, President

*“We are proud and happy to support TRAACA”*

**Bay Disposal and Recycling – Johns Brothers Heating Oil  
Johns Brothers Security –Suffolk International Truck**

**1384 Ingleside Road, Norfolk, VA 23502 (757) 852-3300**

*ROYAL SILVER*


**MANUFACTURING Co. Inc.**

Quality Chrome Plating



Whether it's one part or the entire car... for the finest copper, nickel, chrome, and silver plating or for refinishing of brass, copper, and stainless steel..... come to Royal Silver, where we've been providing quality plating since 1907.

**Royal Silver Manufacturing Co. Inc.**  
3300 Chesapeake Blvd.  
Norfolk, VA 23513  
855-6004



**ROBERT D. PELLERIN, D.D.S., P.C.**

*Excellence Remembered - Trust Inspired*

**PARKSIDE PROFESSIONAL CENTER**  
351 Edwin Drive • Suite 101  
Virginia Beach, VA 23462  
757-490-2017

**Custom Home Designs, Inc.**

**Susan E. Bond**  
PO Box 2537  
Chesapeake, VA 23327

*Certified Professional Building Designer phone 757-557-0904  
American Institute of Building Design susanbond@cox.net*

**MAGUIRE**  
*& Sons*

[www.maguireandsons.com](http://www.maguireandsons.com)

Owner / Operator  
**TIM MAGUIRE**  
U.S.N. RETIRED

Cell 757.675.0288  
Pg.757.860.0882

**AUTO BROKERS**

**757.747.2277**

*Toll Free*

**1.888.556.4728**

**FINANCING \* BUY  
SELL \* TRADE**



764 S. Military Hwy Virginia Beach, VA 23461  
**MAGUIRE**  
*& Sons* SINCE 1983  
Auto Brokers

**MAGUIRE & SONS  
AUTO BROKERS**  
**866-840-1021**

- Serving Tidewater's Auto needs Since 1983
- VIADA Quality Dealer of Year Award
- Retired Navy Owned & Operated

**764 S. Military Hwy. Virginia Beach, VA**




# INSURING YOUR VEHICLES FOR OVER 50 YEARS

UNPARALLELED CLAIMS SERVICE

AGREED VALUE COVERAGE

EASE OF DOING BUSINESS



*DRIVE THROUGH TIME WITH PEACE OF MIND*



JCTAYLOR.COM

1-888-ANTIQUE



**TRAACA Mudflap**  
Mark McAlpine—Editor  
3117 Summerhouse Dr  
Suffolk, VA 23435

## FIRST CLASS



©2013. Cory Correll

1967 Cadillac Eldorado (left), 1966 Oldsmobile Toronado (rear), and 1966 Buick Riviera (front).  
(Printed with permission of artist and friend, Cory Correll. 5" x 7" cards for sale at [corydraw@gmail.com](mailto:corydraw@gmail.com).)