

The Mudflap

News and Activities from the Tidewater Region—Antique Automobile Club of America

Volume 59, Issue 4

April 2015



TRAACA Square Car Tour Saturday, 4 April 2015

The TRAACA's 14th annual Square Car Tour is on Saturday, April 4th. Although it's the "Square Car" Tour, all vehicles are welcome to participate; however, the square cars will lead the procession and set the pace.

Tour participants will meet in the parking lot of the Mt. Pleasant Marketplace, at the intersection of Centerville Turnpike and Mt. Pleasant Road in Chesapeake, at 10:30 AM by the Farm Fresh gas pumps and will depart at 11:00 AM. The tour will be approx. 60 miles on paved back roads and progress at a leisurely pace set by

the square cars, ending at Angie's Restaurant at 335 Centerville Turnpike South for lunch around 2:00-2:30 PM.

If you plan on participating, please contact Dick Chipchak at 495-0115 or dchipchak@aol.com so we can provide the restaurant an estimate for lunch. (If you don't sign up but your plans change, show up—there's always room for a few more.) Also, please note that because there's a Starbucks inside the Farm Fresh, we won't be serving coffee or doughnuts. If you have any questions, contact Kit Lawrence at 651-0791 or Richard Hall at 482-2821.

TRAACA 2015 Membership Roster

A softcopy version of the 2015 TRAACA Membership Roster was e-mailed to all members on The Mudflap e-mail list and a paper copy was mailed to those club members who receive a paper hardcopy version of The Mudflap. Hardcopy rosters will be available at the April and May dinner meetings.



CAUGHT IN THE HEADLIGHTS—Toni & Mickey McChesney with their 1968 Oldsmobile Delta 88 Holiday Coupe. Read the story on Page 11.



TRAACA CALENDAR

Check local.aaca.org/tidewater for the latest info on upcoming events!

APRIL 2015

- 1 TRAACA Board Meeting
6:30 PM (Wednesday)
Holiday Inn—Norfolk Airport
- 4 TRAACA Square Car Tour
Chesapeake, VA
- 16 TRAACA Dinner Meeting
Holiday Inn—Norfolk Airport
- 30- AACA Eastern Spring Meet
2 May Virginia Beach, VA

MAY 2015

- 1-2 AACA Eastern Spring Meet
Virginia Beach, VA
- 5 TRAACA Board Meeting
6:30 PM (Tuesday)
Holiday Inn—Norfolk Airport
- 21 TRAACA Dinner Meeting
Holiday Inn—Norfolk Airport
- 22- 2015 ODMA Meet
23 Staunton, VA
- 30 Dewitt Wallace Museum
Williamsburg, VA

JUNE 2015

- 3 TRAACA Board Meeting
6:30 PM (Wednesday)
- 11 TRAACA Dinner Meeting
Holiday Inn—Norfolk Airport
- 13 Dolphin Run Boat Trip
Virginia Beach, VA
- 20 Bay Lake Retirement Comm.
Car Show (tentative activity)
Virginia Beach, VA

HAPPY 60th BIRTHDAY, TRAACA!

This year the Tidewater Region of the Antique Automobile Club of America celebrates its 60th anniversary while our parent organization, the AACA, celebrates its 80th anniversary. Each issue of *The Mudflap* this year will feature articles and/or photos from our club's history, celebrating and remembering our heritage. See Pg. 16.

From the Driver's Seat

Jim Villers
TRAACA President
190sljim@cox.net
(757) 481-6398



February was an interesting month with snow, ice and cold; it transitioned the Beach into the "frozen tundra" of football lore. I learned that a low slung sports car with a powerful engine and wide tires can be entertaining to drive. I also learned that an ignored twenty-year-old station wagon with traction control and heated seats can have a new life. I knew there was a reason for owning all of these cars.

Last month, I spent time working on a message to new members and began thinking about the purpose of our club. This is more than a rhetorical question as it provides the foundation of everything that we do. Both our By-Laws and the National By-Laws lacked a clear statement of purpose. The National Procedures Manual provided a good purpose statement, but it was hidden among pages of deadening technical verbiage. I chose a simple and direct statement: to support the long term preservation, restoration and enjoyment of antique automobiles by our members.

Our older automobiles with rectangular cabins will be celebrated this month as they lead our annual "Square Car

Tour" along quiet rural roads, evoking memories of the past. This will be a good time to open you garage, warm your vehicle's engine and welcome spring. It is also a good time for a pleasant meal at a place less visited.

Let's not forget our National Meet, which is just weeks away. The national membership will join us at the beach, and we all must do our part to insure the smooth flow of the multiple events. If you have not committed to lending a hand, volunteer now; if you have not committed to showing you car, register it now; if you have not invited your friends to see some of the best cars in the east, make your plans and send out the invitations now. This will be our signature event and everyone must join together to make it the best.

Virginia is unique within the AACA as all of its Regions and members join together once a year to bring out their cars and strengthen their friendships in a statewide meet. The Old Dominion Meet Association (ODMA) will be hosting this state meet in Staunton this May. This is a special town with a restored downtown with old style pubs and a farmers market. I look forward to leading the Tidewater contingent to the Shenandoah Valley in the springtime to show our cars in an attractive setting. Let's bring home the ODMA Trophy again this year.

Think back on our purpose and see how it guides our actions.

Let's have fun: it is an old car type of day.

Jim

2015 TRAACA Officers & Board

President - Jim Villers: 190sljim@cox.net

Vice President - Mark McAlpine:

mmmcalpine05@msn.com

Secretary - Melanie Kordis

Treasurer - Marion McAlpine

Board - Matt Doscher

Board - Tyler Gimbert

Board - Skip Patnode

Board - Tim Russell

President Emeritus - Wes Neal

Visit us on the Internet at:

<http://local.aaca.org/tidewater/>

THE MUDFLAP is the newsletter for the Tidewater Region of the Antique Automobile Club of America, and is published monthly.

Editors: Mark & Marion McAlpine

3117 Summerhouse Dr, Suffolk, VA 23435

(757) 967-0074 / E-mail: mmmcalpine05@msn.com

Call Captain's Corner

Calling Tree Chief Captain: Margie Ives

(757) 547-2234

<u>Last Name Begins With:</u>	<u>Designated Call Captain:</u>	
Ad—Boh	Dick Chipchak	495-0115
Bol—Cic	Frank Waldner	430-2770
Cob—Ea	Barbara Talley	421-7534
Eb—Gra	Scott Davies	312-8032
Gre—Howa	Rhonda Russell	471-4031
Howi—Kni	Alan Ives	547-2234
Koc—Mca	Viator Trudeau	547-3940
Mcc—Nor	Melanie Kordis	301-9959
Oko—Pen	Carol Avenson	549-1008
Pin—Sta	Becky Woodall	482-3386
Ste—Til	Leslie Scarpelli	249-8617
Tre—Wor	Toni McChesney	456-2806

Permission is granted to other AACA groups to reprint articles from this newsletter (except copyrighted material) if credit is given to the author and newsletter. Permission is NOT granted for Internet publishing without preapproval.

From the Running Board

April 3, 2015 TRAACA Board Meeting Minutes

The board meeting was called to order at 6:38 PM at the Holiday Inn—Norfolk Airport on Military Hwy. Directors present were Jim Villers (President), Mark McAlpine (Vice President), Marion McAlpine (Treasurer), Melanie Kordis (Secretary), and Wes Neal (President Emeritus). Board members present: Matt Doscher, Skip Patnode and Tim Russell. Members present were Bob & Dot Parrish.

Secretary’s Report: The February Minutes were printed in the March *Mudflap*.

Treasurer’s Report: Presented by Marion. The club remains in the black. No questions from the Board.

Restaurant Report: No report this month.

COMMITTEE REPORTS

Marketing/PR: Nothing significant to report (NSTR).

Youth Chapter: NSTR.

Communications:

- *The Mudflap* newsletter:
 - Mark requested the Activities Committee provide a short article announcing each upcoming activity and coordinate for an article with photos after each event.
 - Mark requested Linda Pellerin, the Meet Chairman, provide a final article about the AACA Eastern Spring Meet for the April issue.
 - The new submission deadline for articles to be in the next *Mudflap* is the 20th of the preceding month.
 - Some members have volunteered to interview members and write articles about them & their vehicles.
- *The Mud Speck* weekly e-mail: NSTR
- Club website: Bob Stein is working on updates for the transition to the club’s new URL.

Activities:

- March 7, 2015: TRAACA Annual Swap Meet. Status was discussed. Indoor vendor areas are sold out. Bake sale items are requested.
- March 14, 2015: TRAACA St. Patrick’s Day Party at Westminster-Canterbury. Wes Neal is the point of contact for people wishing to display their vehicles.
- April 4, 2015: TRAACA Square Car Tour. Matt Doscher volunteered to write the article about the tour.
- ODMA Meeting (28 February in Waynesboro, VA):
 - Wes Neal, as the newest TRAACA representative, reported. Richard & Sandy Hall continue to represent the TRAACA and were also at the meeting.
 - This year’s ODMA Meet is May 22-23. The event is in Verona, VA, and the host hotel is in Staunton.
 - 2016 ODMA Meet will be in Martinsville.
 - 2017 ODMA Meet will be in Tidewater.

Restaurants/dinner meetings:

- Saturday, 14 March: In lieu of the March Dinner Meeting the club is holding its St. Patrick’s Day Party at

C O N T E N T S

Article	Page
From the Driver’s Seat - Jim Villers	2
From the Running Board - Melanie Kordis	3
TRAACA Annual Swap Meet - Marion McAlpine	4
TRAACA St. Patrick’s Day Party - Marion McAlpine	5
AACA Winter Meet—Puerto Rico - Terry Bond	6-7
Still Collecting Stuff—Tire Repair Stuff - Terry Bond	8-9
AACA Grand National Meet—Tucson - Bob Parrish ..	10
Caught in the Headlights - Mickey & Toni McChesney	11
Bringing a Car Out of Storage—Pt 2 - Jim Villers	12
AACA Eastern Spring Meet - Linda Pellerin	13
The Complete Toolbox—Tools You Should Have	13
AACA Rummage Box and Judges’ Corner	14
Corvette Quiz - Mark McAlpine	15
AACA Calendar	15
TRAACA 60th Anniversary	16
TRAACA Members Page	17
Down the Road—Regional & Local Car Calendar	18
Editor’s Desk - Mark McAlpine	19

Westminster-Canterbury. Our guest speaker is Captain Jim Bailie of the Norfolk Fire-Rescue Department.

- Thursday, 16 April: Monthly dinner meeting is at the Holiday Inn—Norfolk Airport.

Society:

- Current membership status (as of Feb 28): 161 members have renewed. We welcome new members Mike & Darlene Brown and Robert & Rose Perkins. The Board is reviewing a welcome information letter, drafted by Jim Villers, which will be provided to all new members.
- Sunshine Report: The Board is still looking for a new Sunshine reporter to take over for Toni McChesney.

OLD BUSINESS

- Mark will draft the package nominating proposed honorary remembers. Jim will appoint a committee of five past presidents to review the nominations & provide recommendations to the Board, who will then vote.

NEW BUSINESS

- Date of June Dinner Meeting was changed to June 11 to accommodate our invited guest speaker’s availability.
- Bob Parrish will bring the Newsletter Achievement Awards Program package to the next Board Meeting.

OTHER BUSINESS

- AACA Eastern Spring Meet (30 Apr—2 May):
 - 120 vehicles registered as of March 3rd.
 - Call for more TRAACA members to register vehicles.
 - Discussed how members could bring more than 1 car.
- The dates for the next AACA Annual Meeting in Philadelphia, PA, are 11-13 February 2016.

The next board meeting will be Wednesday, April 1, 2015, at 6:30 PM at the Holiday Inn—Norfolk Airport.

There being no further business, the meeting was adjourned at 7:30 PM.

Respectfully submitted,

Melanie Kordis

TRAACA Annual Swap Meet—March 7, 2015

Story by Marion McAlpine. Photos by Mark McAlpine

Thank goodness the weather gods responded favorably this year to Terry Bond’s request for good weather for the TRAACA Annual Swap Meet, which was held on Saturday, March 7, 2015, at the Hickory Ruritan Club in Chesapeake, VA. Luckily the parking and vendor fields drain well, as it rained heavily for several days before the meet—no cars or people were lost in the threatened mud.

There were numerous vendors—both veteran & new—inside and outside the hall, and a good flow of shoppers from the opening minutes (and some before) through the early afternoon. Sales appeared strong with many happy shoppers leaving with purchases and vendors packing up fewer items than they came with. Most of the vendors seemed pleased and reported they plan to return next year.

Our kitchen sold both breakfast and lunch items. The bake sale table offered a variety of delicious, homemade goods. Both the kitchen and the bake sale turned a profit, raising funds to help subsidize future club activities.

Our Swap Meet, like all other TRAACA events, could not have taken place without the dedicated efforts of the numerous TRAACA volunteers who helped with the planning, registration, lay out of the vendor spots, set up and take down, working in the kitchen, parking vendors and shoppers, baking and donating goodies, helping out at the bake sale table, or manning the membership table and club store. Thank you to everyone who contributed, especially to the major organizers—Terry Bond and Neil Sugermeier!



Bob Ward (L) and Ken Talley (R) serving as sign posts



Vendors had a variety of treasures for sale



Matt Doscher, Mickey McChesney, Bill Treadwell & Tyler Gimbirt



Bob Hanbury taking Keith Colonna's lunch order



The TRAACA Bake Sale Crew



1957 Ford Fairlane 500 Skyliner—note the retractable hardtop

TRAACA St. Patrick's Day Party—March 14, 2015

Story by Marion McAlpine. Photos by Bob Stein and Mark McAlpine

On Saturday March 14, 2015 fifty-five members of the TRAACA, plus a few guests, gathered at Westminster-Canterbury Retirement Community in Virginia Beach, VA, to celebrate St. Patrick's Day. The facility overlooks the Chesapeake Bay & was a lovely setting for our annual party. Although the rainy weather caused the car show for the residents of W/C to be canceled, the rest of the planned festivities proceeded.

We began the afternoon by enjoying a social hour, which included green beer. During the party, the group was entertained by Irish music furnished by Dot Parrish on her iPad and loudspeaker. We had Irish table decorations (including green shamrocks, miniature leprechaun hats and gold coins) and, of course, chocolates. Many club members wore green in honor of St. Patrick's Day.

After the invocation, Captain Jim Bailie of the Norfolk Fire-Rescue Department, accompanied by his wife Shannon, gave a very interesting presentation on the history of the Department from its beginnings in the 1700s through 1898. TRAACA members are looking forward to having Captain Bailie return and finish the history of the Norfolk Fire-Rescue Department from 1898 to the present day.

After the presentation, club members partook of the dinner buffet. A few brave souls brought their old cars, and they were allowed to go to the head of the line. The meal was excellent. The chef prepared a traditional Irish meal which included Irish stew, corned beef & cabbage, soda bread, and bread pudding, and it was all delicious.

After the meal, Vice President Mark McAlpine (covering for ill President Jim Villers) led a short business meeting. He reminded everyone of the upcoming AACA National Meet we're hosting at the end of April and encouraged members to register their vehicles. President Emeritus Wes Neal presented 25-year Membership Name Tags to Ron & Sally Hartman. Kit Lawrence provided information about the club's next event, our annual Square Car Tour on Saturday, 4 April. The afternoon event concluded and everyone left feeling satisfied after a terrific meal and catching up with good friends.



Mark McAlpine (L) introducing Capt Jim Bailie (R)



Skip Patnode, Jere Avenson, Hilary Pavlidis, and Wes Neal



Bob Parrish, Barbara Talley, and Julie Hobbs



TRAACA members enjoying the presentation on the Norfolk F&R



Ron & Sally Hartman receive their 25-yr membership name tags



AACA Winter Meet San Juan, Puerto Rico March 6-8, 2015



Story by and photos by Terry Bond

Fed up with winter, Bob and Dot Parrish, Susan and I decided to head south for the AACA Winter Meet in San Juan, Puerto Rico, March 6th-8th. We left on Wednesday prior to the meet and ended up on the same flight from Norfolk to Orlando, then on to sunny San Juan. It was a smooth trip and our jackets were off by the time we reached Florida.

None of us had been to Puerto Rico before, so it was an eagerly anticipated adventure. We had been advised that a rental car was not necessary as plenty of public transportation was available. We were glad we didn't attempt to navigate the heavy traffic in the city. Everywhere we went, the Puerto Rico Region provided bus transportation to their scheduled events and there was always a two-motorcycle police escort to stop traffic and help navigate the busy city streets.

The host hotel, a nice Marriott, passed out our registration packets on arrival, and we settled in for some local exploration. On Thursday, a quick 75-cent bus ride took us to the old city of San Juan. We wandered some side streets, then took in the breathtaking views from the historic El Morro Fort. The scenery was amazing as the beautiful blue ocean reached up to an equally beautiful sky. A nice breeze provided a cool, low-humidity day for us. The city was jammed—three giant cruise ships were in port and later we learned that a record number of tourists had been there. In addition, there were thousands of local citizens gathering for a massive anti-tax protest. We departed in time to catch a scheduled bus ride to the neighboring city of Guaynabo where our early-bird reception was held at the new Museum of Transportation.

When we arrived, members of the Puerto Rico Region were there to greet us. It was great to see old friends again from Philadelphia and Hershey—and Luis Rodriguez and Pedro Sotto were glad to see us on their turf this time! After a tour of their great museum, samples of rum and some great food, we returned to the hotel to rest for Friday's activities.

We had signed up for the Region's bus tour on Friday, which included a tour of the Guaynabo sports museum, complete with wax figures of many athletes we knew. Then we had an introduction to the Guaynabo Rain Forest. We saw beautiful colored parrots and butterflies up close, and some of us rode the cable-car down to get some great photos. That afternoon the Judging School and Membership Round Table were held at the Coliseum where the car show would be held the next day.

Friday evening was one of the best social activities we've ever attended. Music was provided by a 50s-60s

group that at one time was a carbon copy of the Blues Brothers and another time was Elvis with the Jordanaires. It was a great, fun evening visiting with the members of the Puerto Rico Region.



Carriage rides through Old San Juan were available



View down a side street toward the cruise ship piers in San Juan



Display at the Museum of Transportation in Guaynabo

Of course we came for the car show—and what a show it was! 225 of Puerto Rico's finest cars were on display. There is a lot of enthusiasm there and the club thrives! Many of the cars are superbly restored. There was great interest in the muscle car and sports car classes, as well as Volkswagen and Toyota. A local Toyota dealer brought 30 different versions—some we've never heard of before and all of them restored or maintained to perfection.

We were a bit shorthanded for judging and ended up with three-person teams judging around 20-25 vehicles each. Many novice judges participated for their first time, and members of the National Awards team handled class judging duties as well.

After the Meet, buses took us back to the host hotel, then returned us to Guaynabo for the awards banquet. Upon arrival, there was a giant pig being roasted and as we entered we were presented with melt-in-your-mouth slices to snack on. Once again, great food and fellowship awaited. It was an evening full of cheering and excitement for club members, friends and families.

On Sunday we were treated to a private tour of the mountains. Our friend Luis Rodriguez and his wife picked us up at the hotel and treated us to a trip up mountain roads to a favorite restaurant, then back again to their beautiful home and car collection. It was a great day seeing parts of Puerto Rico only locals would know about. The day included a stop at a coffee plantation where we sampled (and bought to take home) some of the best coffee ever.

Bob & Dot Parrish departed on Monday and Susan & I, with Marty & Dale Roth, took a tour to the El Yunque rain forest for a closer look at the beautiful scenery there.

Everywhere we went, there was wonderful lush tropical green. The people were friendly & welcoming, and there really wasn't much of a language barrier as menus, signs, etc., were in both Spanish and English. Almost everyone spoke great English and the dollar is the currency—and we didn't even need a passport to get there!



Beautiful scenery in the rain forest

What a great place! So many beautiful things to see, such great hospitality, and topped off with wonderful antique cars, great hosts, good food and the company of AACA members. Our winter break just couldn't be any better. The Puerto Rico Region is already planning another meet, and we'll be there to see even more of this beautiful island.



A view of the ocean—blue water as far as the eye could see



1957 Chevrolet Corvette—1 of 25 Corvettes on the show field



1939 Ford Woodie



Terry Bond training attentive apprentice judges



Still Collecting Stuff — *Tire Repair Stuff* By Terry Bond

I'm still out rummaging around in the garage this month—it's too cold to play outside, so I'm rearranging some things. I seem to have been collecting tire repair and related things a long time, so I thought it would make a good topic this month.

Early cars had issues! Among the most problematic things were spark plugs and tires. (That's "tyres" for some of us!)



Harvey Frost Tire Vulcanizer—early 1900s



Schaler vulcanizing kit with original box

An easier and safer repair was a lace-on gaiter (or "sock") to simply cover the hole. I'm lucky enough to have a few of these NOS in their original box on display in my recreated old auto parts store. Over the years the rubber has hardened and become brittle, but they make wonderful display items.



Early lace-on tire patch (or "cover") in its original box




Repairing tires was harder in the early days

I won't get into the history of the tire here, but the number of different things you can collect related to tires is astounding. I'm going to concentrate here, though, on tire repair kits, tools, and some closely related objects.

The earliest tires were smooth rubber casings. It was more likely you'd take a chunk out of them than it was to puncture them with some sharp object. Stopping by the roadside to vulcanize in a piece of rubber was the most common repair. Many devices were created to do that, but they involved creating a heat source to melt the tire patch. This was very dangerous as the fuel of choice was often some of the gasoline used to run the car, soaked into cotton wadding. Some units had water containers, and the heat would generate steam to seal the patching compound. One very elaborate, heavy brass unit was made by the Harvey Frost Company in the early 1900s. It comes packed in a special case with tools and patching material. It's a favorite in my collection.

Another ingenious repair device was a two-piece metal plug that was used to simply cap the opening. Made of brass, these “tire plugs” are quite rare.



Spiller's brass puncture plugs in original box

As the strength of tire casings began to improve, the problem shifted to the tube itself. If you didn't have enough air in the tire you would quickly find the tire casing slipping around on the wheel, sheering off the valve stem itself. It took upwards of 65-70 lbs of air in these early tires to hold them on the clincher type rims. I regularly run at least 65 lbs in my Model T tires. Clever glass devices, filled with water so you could see air bubbles, can be mounted to indicate an air leak in the valve stem.



Glass air leak warning device for tire tube valve stems

Patching a tube was not easy. First, you had to get to it. A variety of tire irons helped, but it still took muscle, lots of lube and some colorful language to get the tube patched. A wonderful variety of patch kits exists for collectors today. Many of the earlier outfits came complete in dove-tailed wooden boxes. Lithographed tin boxes came in a variety of designs. These larger kits would contain tire irons, patching material, and anything else needed to do the job.

With the advent of more easily demountable tires, it wasn't necessary to carry heavy tools, such as rim spreaders, tire spoons, etc. Patch kits became simpler tubes with rubber patches in them.

You can collect in so many different ways. I know folks who specialize in Michelin-related items only. Still others have their favorite brands such as Goodrich. Some folks just collect branded tire irons. Others collect the simpler tube-style patch kits. There are thousands of different brands available, some with the names of small-town garages on them. Age and rarity determine value, and, of course, condition is important.

A wonderful variety of patch kits can be found for less than \$25. A trip to Hershey will fill your goodie bag and jump-start your collection.

Earlier boxed kits with more to them command higher prices—\$35-50 depending on rarity. Early Michelin repair tins with automobiles illustrated are worth whatever the market will bear—sometimes several hundred dollars.

Those early tire vulcanizers can be found for as little as \$25-35 for the more common variety to hundreds for the fancy early brass units like the Harvey Frost. They are true museum pieces.

As always, be selective, be fussy about condition, and try to hold back for the purchase of quality items. Enjoy the photos and enjoy collecting.

Terry Bond



A rare patch kit with illustration of early motorist



(L) Selection of early tire repair kits displayed in Terry's old auto parts store. (R) An early Schrader tire pressure gauge display.

AACA Grand National & Western Spring Meets



Tucson, Arizona March 6-8, 2015



Story by Bob Parrish. Photos by Dot Parrish and Fran Sotardi (of Tucson Region).

Dot and I attended the “Dual in the Desert” in Tucson, AZ, on March 18-21. This was the AACA Annual Grand National Meet & the Western Spring Meet. Traditionally, AACA meets in the Western Division are much smaller than Eastern meets. There were only 54 vehicles judged at the Grand National on Friday and 110 on Saturday for the Western Division Spring Meet.

The Meets were held at the Casino Del Sol, which is a beautiful resort-type facility located about 10 miles out of town. Show cars were staged in the grassy pool area, which was an environment similar to a Concours show.

Grand National Meets always attract very nice, unusual cars and this meet was no exception; however, there was a lack of pre-war cars at both Meets. There are always cars that stand out, and one such vehicle was a 1963 Pontiac Grand Prix X-400. This was a one-of-a-kind show car produced by General Motors that somehow slipped out to private ownership. [Editor’s Note: According to a 2007 *Hemming’s Motor News* article by David LaChance, GM built five different X-400 show cars between 1959-1964, the first two based on the Bonneville and the last three on the Grand Prix.] The owner shared the whole story and how he collected all the pieces to restore this beautiful yellow convertible. It was equipped with a 421-ci chrome racing engine that had a 671 GM blower among other goodies. The interior was different, with full gauges placed across the dash. The exterior had scoops in the quarter panels and unique badging. If you would like to know more about this unusual car, check out the owner’s website: www.1963pontiacx400.com. I tried to convince the owner to bring the car to Virginia Beach for our Meet, but he had already committed to another venue.

While we were in the Tucson area we visited the Franklin Auto Museum, which is small (16 cars), but impressive. It contained some rare Franklin motor cars, including several 12-cylinder examples.

A visit to Tucson would not be complete without a visit to the Pima Air & Space Museum. We spent all day Sunday at the museum. This is a “must see” when traveling in the southwest. Adjacent to the museum is Davis-Monthan Air Force Base, home of Twelfth Air Force Headquarters and custodian to over 4,000 retired military planes—in the “Boneyard” (formally, the 309th Aircraft Maintenance and Regeneration Group)—that can be seen from neighboring highways.

The weather for both Meets was perfect, with temperatures in the 80s, and a good time was had by everyone who attended. The Tucson Region put on a great event.



The show field at the Casino Del Sol, Tucson, AZ



1934 Pierce-Arrow 840 Club Coupe—received its First Junior



1963 Pontiac X-400 one-of-a-kind GM show car



The “Boneyard” at Davis-Monthan AFB in Tucson, AZ

Caught in the Headlights—TRAACA Members & Their Cars

Mickey & Toni McChesney's 1968 Oldsmobile Delta 88

Story as told to Matt Doscher. Photos by Mickey McChesney.



Note the sleek, fastback styling of Mickey & Toni's 1968 Delta 88

I purchased my 1968 Oldsmobile Delta 88 in July 2006 after finding it listed for sale on eBay in the St. Louis, MO, area. After owning a 1964 Chevrolet Impala for a number of years I sold it to a gentleman at the 2006 AACA National Meet the club hosted in Chesapeake, VA, after receiving an offer I couldn't refuse.

As is the case with most of us, I soon was bitten again by the car bug and felt the urge and desire to own another classic car. My next car only required a few necessities: it had to be an original unrestored General Motors car with creature comforts including air conditioning, and it had to be a comfortable car to drive in the summer to and from car shows and cruise-ins. I started searching the local classified ads, Hemming's, and eBay, and not too long after I found a 1968 Oldsmobile Delta 88 Holiday Coupe on eBay that was for sale at a St. Louis car dealer through a consignment deal from the original owner.

"Holiday Coupe" was the term Oldsmobile used to describe a conventional 2-door hardtop and "Holiday Sedan" describes a 4-door hardtop. I became very interested after discovering this car was a one-owner, all-original, unrestored car with air conditioning, power steering, power brakes, an Oldsmobile Rocket 455 cubic inch, 310 horse power V8, and Turbo Hydra-Matic 400 automatic transmission. Additionally, the car still sported its original Jade Gold paint and nicely appointed Willow Gold interior with push-button AM radio, wood-paneled instrument panel and carpeted door panels, all this on a car with just shy of 21,800 original miles. I had to have it!

After making the purchase and shipping it home, I soon learned that my Delta 88 Holiday Coupe was originally sold at Allen Motor Company in Cedar Rapids, Iowa, to a Mr. Marvin Wilson from Marion, Iowa. After several months I discovered the air conditioning wasn't working, so I had a new compressor, expansion valve, and dryer installed, and bought new tires and had them installed to replace the dry rotted original ones.

Over the next several years I enjoyed my Delta 88, participating in many shows and cruises. One particular entertaining outing occurred when I was participating in a

local Virginia Chevy Lovers Club tour with my car. I was driving along when all of a sudden I heard this terrible metallic noise emanating from under the hood! I pulled over and to my dismay the water pump shaft had sheared completely off throwing the fan blade into the radiator! This was the end of my day. Thankfully, AAA towed me back home, and I replaced the water pump and radiator over the next few months.

Since I have owned the car it was awarded an AACA HPOF certification in May 2008 at the AACA Meet in Cumberland, MD, an Original HPOF tab in Charlotte, NC, in April 2012, and a Repeat Preservation HPOF in Reading, PA in 2012. Also, in May 2008 [in Newport News, VA] my car was awarded an Old Dominion Meet Association (ODMA) First Junior, a significant achievement considering my car is unrestored. I would have competed for an ODMA HPOF, but that was non-existent at the time. The Olds received its ODMA Senior Award in Petersburg, VA, in 2010.



The original, unrestored interior of the McChesney's Delta 88



Close-up of the Delta 88's original, unrestored 455-ci engine

Bringing a Car Out of "Storage" - Part 2

Article by Jim Villers

Although there have been several articles written regarding the long term storage of automobiles and subsequent "revival" of a car from storage, few have been comprehensive. Automobiles that have been sitting for a very long time develop conditions that require a thorough check of each of their major systems. Many cars weren't running when they were put into storage, so reviving them can be challenging. Fortunately, most engines can sit for many years without serious effect. If the prior owner properly prepared the car before storing it, revival can be easy; if not, it can be a little more interesting. (NOTE: This two-part article is directed to most carbureted vintage automobiles with drum brakes.)

In the March 2015 issue of *The Mudflap*, Part 1 of this article discussed where to start when bringing a car out of long-term storage: not trying to start the engine before ensuring the pistons are free; how to free the engine if it won't turn freely; lubricating the engine properly; and purging and cleaning the fuel system. This month's continuation of the article describes how to finish the job.

Ignition Check. Buy a new set of spark plugs and check the gap; these will be installed later. Remove the distributor cap and inspect the rotor and points for excess burning or pitting. While they may not be in great condition, they probably will be good enough to get the car running. Once the engine runs, the points, condenser and rotor should be replaced. While it is also good practice to replace the spark plug wires and end caps, it may not be necessary. The concept at this point is to not change the points and condenser until the engine is running so that the ignition timing will not be disturbed.

Check the coolant level. At this point, only check that the radiator is full of clean coolant. If the radiator is not full, fill it with water. After the engine is running, the coolant will be drained, flushed and refilled with fresh coolant.

Install a new battery. Check out the battery wiring and replace any cables or cable ends that are corroded and need replacing. Install the battery, making sure that all connections are clean and tight. Turn the ignition switch to "ON" (*NOT* to start, just to ON). The indicator lights on the dash should light. Check the headlights as that will verify current flow. Check the turn signals and brake lights.

Attempt to start the engine. Now is the time to crank the engine. With the spark plugs still out, crank the engine with the starter until oil pressure is shown or the oil pressure gauge or the indicator light goes out. Install the spark plugs and connect the plug wires. Remove the air cleaner, open the throttle and spray some starting fluid into the carburetor. Now try starting the engine. It should

sputter, rev and die.

If it did not sputter, the ignition system may not be functioning and will need to be investigated.

Verify the presence of oil pressure. Spray more starting fluid into the carburetor and try starting the engine again. After several tries, the fuel pump should have provided fresh gas to the carburetor and the engine should run.

An alternative to trying to pump fresh gas from the car's tank is to use a gas can, a universal electric fuel pump and a length of rubber fuel hose to pump fuel directly into the carburetor.

Once the engine runs, check the operation of the alternator/generator. Inspect the engine area for leaking gas or coolant. Let the engine temperature rise, watching the temperature gauge to insure that the temperature does not exceed the normal range.

After the Engine Runs. Now is the time to inspect all rubber radiator and heater hoses and clamps. If they look cracked or are stiff, replace them. Let the engine cool, drain the coolant and flush the coolant system with a commercial flush system. Then refill the coolant system with fresh coolant mixture (usually a 50/50 mix with water).

This is also the time to install a new ignition components, points, condenser, rotor and cap. Set the ignition timing to the manufacturer's specifications in the owner's manual.

Safety items:

Brakes: Do not drive the car without inspecting and checking the brakes. It is much more important for the car to stop than for it to drive. First check to see if the brake pedal is firm and solid. A soft pedal can indicate a leak in the hydraulic system. If the car is from the sixties or earlier, inspect the rubber hydraulic lines. If they look very old, replace them (they fail by swelling internally and can cause erratic braking). Flush the brake system with fresh DOT 3/4 brake fluid to remove water and moisture from the system. Using blue colored ATE fluid provides a visible indication of when bleeding is complete. Remove as much fluid as possible from the reservoir before starting; fill with new fluid, bleed the furthest wheel cylinder and work back to the master cylinder. You won't believe the appearance of the fluid until you see it. Remove each brake drum; inspect the wheel cylinder for leakage and check the brake shoes for ample lining.

Tires: Cars coming out of long-term storage normally require new tires. It is not an issue of tread depth but the condition of the sidewall rubber and the bonding of the tread. Don't drive far or fast on old tires.

Got tires, brakes and a running engine? Congratulations—take your car out for a spin!



It's Almost Here!!

The AACA National Eastern Spring Meet Virginia Beach, VA—Hosted by the TRAACA April 30—2 May 2015

By Linda Pellerin



We are coming down to the wire for our National meet, with just two weeks to the registration deadline and less than a month before the show itself. Please help us reach our goal of 100 TRAACA vehicles on the show

field. There are more than 500 antique cars, trucks, and motorcycles in our garages—it will never be easier to show your treasures off at a National event!

Please get your registrations in soon as the **AACA DEADLINE** is April 11th. You can register, both to enter a vehicle and to judge, online at the National AACA website or use the form that came with your *Antique Automobile* magazine. You can also request another printed registration form from AACA National by calling (717) 534-1910.

We also need more volunteers at the hotel and on the

show field to help out with show car parking, trailer parking, and traffic control on Saturday, May 2nd. We need to be at the show field by 6:30 AM to welcome all the AACA members and their vehicles. There will be a dress rehearsal on Saturday, April 25th, at 9:00 AM at the Military Aviation Museum. It would be great if everyone who is volunteering would be there to understand the traffic flow so things will run smoothly on show day.

I plan on giving an overview at the TRAACA dinner meeting on Thursday, April 16th, so I encourage all those volunteering to be present. It is important that each member have an understanding of the operation so that each of us can field all our guest's questions or direct them to someone who can answer their questions. Many of you have been working hard for several years planning this huge event, and the rest of you are stepping up to carry out the plan.

I appreciate everyone's enthusiasm and hard work to make this National Meet one of the best in AACA. The Tidewater Spirit is alive in all of us! I look forward to a great team effort.

Linda Pellerin



ODMA Meet May 22-23, 2015

Hosted by the Waynesboro-Staunton Region AACA

The 2015 ODMA Meet is being held at the Augusta County Government Center in Verona, VA, on Friday-Saturday, May 22-23. Registration forms must be post-marked no later than 15 April. Registration forms can be found at the ODMA website (<http://local.aaca.org/odma/>), the TRAACA website (<http://local.aaca.org/tidewater/>), or attached to this month's *Mudflap* e-mail. Vehicle registration is \$20. Banquet tickets are \$25.

The host hotel is the Holiday Inn Staunton Conference Center, which is offering a special ODMA rate of \$99/night. Reservations should be made directly with the hotel by calling (540) 248-6020.

The Complete Toolbox

Tools every mechanic should have in his/her toolbox.

Every mechanic should have a good set of wire cutting, stripping and crimping pliers. Many people prefer separate mini-pliers over a larger all-in-one tool. Sets are available from a variety of manufacturers for \$30-\$65.

(Suggested by Marion McAlpine)





The Many Faces of Membership

By Bob Parrish, AACA Executive VP
(Excerpted from the Winter 2015 AACA *Rummage Box*)



Recently our Region took a week-end Fall Tour, which has become a tradition with us for many years. A thought occurred to me that some of our members only participate in touring events. Other members like using their cars in parade activities. There are still other members that like to show and tour with their vehicles on a National level, while others would rather participate in local shows and display their vehicles for various requests. Region monthly dinner meetings bring out other members, and then there are members that try to do all of the above.

I think it is wonderful that we have an organization with a network of Regions and Chapters that offer so many activities for the antique car enthusiast. To quote my dad, who used to say, “people do what they want to do,” and I find that’s so true today.

Since there are so many activities within AACA and the 375 Regions and Chapters that should appeal to the many car hobbyists, why haven’t we grown at a greater rate? However, a recent member count indicates we have experienced a slight overall gain this year to date. That’s an accomplishment, considering the fact that many organ-

izations, car-related or not, show a membership decline.

The Region/Chapter complimentary membership program is still not being used to its maximum potential. I was talking with a Region representative recently who was complaining about not being able to grow their Region. I checked with Headquarters to find that their complimentary memberships had not been used in the past 2 years. I would think that someone in the Region would know 4 people in the area with an interest in the hobby. If a Region doesn’t currently have a membership chairman, or someone responsible for recruiting new members, that position should be considered. After all, there is an activity for every level of interest. If we can’t give away a free year’s membership to the best, all inclusive Antique Automobile Club of America, with a state-of-the-art bi-monthly magazine, a world class Library and Research Center, an award winning museum and over 15 National activities each year with a community of over 60,000 satisfied members, we have a much greater image problem.

Let’s try to spread the word about the benefits of AACA membership and utilize the complimentary memberships given to each Region. Reach out to those people who are interested in our cars, give them a ride around the block, show them how much fun can be had and the future will remain vibrant for our organization.



Judges’ Corner—Great Start to 2015

By Herb Oakes, AACA VP—Judging
(Reprinted from the March 2015 AACA *The Judge* newsletter)



Well, 2015 is off and running starting with Philadelphia, which again this year surpassed expectations.

The Judging Program at Philadelphia had a full Judging School and the largest Team Captains School that we have ever had. Maybe the reminder to us Team Captains who failed to meet the requirements of attending a Team

Captain’s School or a Team Captains CJE, which we must do to continue as an active Team Captain, was the reason for the large turnout. Again, this is a requirement to remain active as a Team Captain.

For 2015, we initiated a couple of changes—definitely for the good. The Assistant Team Captains have been given a little more responsibility. While the Team Captain is turning in the judging sheets to Judges Admin, the Assistant Team Captain will now be collecting the judges’ participation cards and judging chits for the team and turning them into Judges Records. In addition, it will be their responsibility to turn in the Team Captains Evaluation Form and the Team Captains Reporting Form. This will save

much time, especially at large meets such as Hershey.

Also this year, each Team Captains Packet will include an extra vehicle car list for the No Shows. By having this extra list, any No Shows can be checked off. When the Team Captain is turning in his judging sheets to Admin, he will than turn in the No Shows List as well. Admin will no longer have to handwrite each No Show, saving them valuable time. This will definitely save much time at Hershey! You can thank Bill Lytle for the suggestion.

Finally, I would like to clear up an issue that was brought to my attention. When a judge is placed on the Inactive List and then decides to reactivate back to the Judging Program, regardless of how many credits this judge has, the judge must attend a Judging School and then participate in the Apprentice Program. The Judge than will be placed back on the Active List.

I’m looking forward to a continued, successful season in 2015. Again, I would like to thank each and every judge who supports the Judging Program. I, as the VP of Judging, surely appreciate this and know for a fact that the members appreciate your dedication. Now, let’s go to the show field.

So You Think You Know Corvettes?

Game and photos by Mark McAlpine

So you think that you know Corvettes? Identify the model year of the pictured Corvette by its side molding or "gill." (The answers are at the bottom of the page.)



AACA Calendar of Events

http://www.aaca.org/Calendar/aaca_calendar.html

APRIL 2015

9-12 Southeastern Spring Meet
Charlotte, NC

30- Eastern Spring Meet
2 May Virginia Beach, VA

MAY 2015

30 Apr- Eastern Spring Meet
2 May Virginia Beach, VA

4-6 SE Divisional Tour
Knoxville, TN

7-9 Special Spring Meet
Auburn, IN

JUNE 2015

4-6 Central Spring Meet
Independence, MO

JULY 2015

16-18 Southeastern Fall Meet
Louisville, KY

27-31 AACA Vintage Tour
Lancaster, PA

AUGUST 2015

25-27 Western Divisional Tour
Northern California
Santa Rosa, CA

30 - Revival AAA Glidden Tour
4 Sep Chickasha, OK

SEPTEMBER 2015

30 Aug Revival AAA Glidden Tour
4 Sep Chickasha, OK

14-18 AACA Founders Tour
Northeast Ohio

OCTOBER 2015

7-10 AACA Eastern Fall Meet
Hershey, PA

NOVEMBER 2015

5-7 AACA Central Fall Meet
Houma, LA

FEBRUARY 2016

11-13 AACA Annual Meeting
Philadelphia, PA



ANSWERS: 1. 1962 Corvette; 2. 1961 Corvette; 3. 1954 Corvette; 4. 1974 Corvette Stingray; 5. 1960 Corvette; 6. 1965 Corvette Stingray; 7. 1956 Corvette; 8. 1978 Corvette; 9. 1967 Corvette; 10. 2015 Corvette Stingray.

Happy 60th Anniversary TRAACA!

(Information provided by TRAACA historian Richard Hall)

The Tidewater Region of the Antique Automobile Club of America (TRAACA) was chartered on February 4, 1955, becoming one of just 34 regions in the country at the time. Since then, the club has grown from 10 members to over 160 today and the AACA has grown to 366 regions. Each issue of *The Mudflap* this year will highlight some of our history.

THE MUD FLAP

A PUBLICATION EXPOSED

AT LOW TIDE BY

TIDEWATER REGION, AACA

NUMBER 6

MEMBERS AND THEIR CARS

We trust everyone is busy polishing his pride and joy for the first of the spring outings--see column 2. No doubt we are all eager to go out; set aside the date now.

Jack Van Buskirk has a "new" car--a 1921 Marmon touring car. It's pictured in the advertising section of the Antique Automobile for May, 1958 if you want to see what it looks like before you have a look at the real thing. Jack drove it down from Cincinnati, and we hear rumors of mechanical trouble--not too serious, we hope, Jack.

Marjorie Moody was in Leigh Hospital recently, but is out already and has been reported seen at church and visiting in the country.. Probably just wanted a rest!

Justin Derieux sprained an ankle lately. Don't chase 'em so fast, Justin!

Wilkins' Rolls-Royce is back on the road again, sporting two double-filament rear lights which feature turn signals as well as RED brake lights. Wallace Electric had to bore two holes in the bumper to install them, and they affirm fervently that they don't make 'em like they useta--it took six or eight drills to go through that spring steel.

The Martini (car, not cocktail) which Kenny Wallace restored for Dr. Scher is now in the Henry Ford Museum at Dearborn, we hear. We also heard recently about another car of this rare make, but can't recall where. Old memories fail!

We have received a check from the Southern Shopping Center.

APRIL MEETING

The regular April meeting of the club will be held Thursday, April 21st, at the Warwick Hotel, downtown Newport News, with dinner preceding. Lubricants at 6:30, dinner at 7:30, meeting at 8:15. Notify Mrs. Derieux, JU 7-0064, or Mr. Lee, TR 7-1870, no later than 8 p.m., Tuesday, the 19th. The menu will be roast chicken. Inclusive cost, \$2.50.

April Run

The first outdoor event of the season is scheduled for Sunday, April 24th. We leave the Center Theater (Arena) Parking Lot in downtown Norfolk PROMPTLY at 1:30 (don't be left) for a run through Princess Anne County, then up the Beach to the Syndicate Cottage at 89th St. and Ocean Front for an outdoor meal, in sight of the water if the weather is good, in a protected "bowl" if it's cool, and in the cottage if it's nippy. If the day is really foul, stay home and look at your slides again, but otherwise pack enough food to feed the family about four o'clock. We'll supply the coffee. AND REMEMBER--DON'T BLOCK TRAFFIC IN YOUR ANTIQUE. And bring a dollar for the treasury.

SCHEDULE

- 21 April. Monthly meeting
- 24 April. Run through Princess Anne County. Picnic on the Beach.
- 29 April. Apple Blossom Meet, Winchester.
- 14 May. Old Dominion Meet. Everybody out! Washington area.
- 21 May. West Virginia Meet. Charleston.
- 30 May. Memorial Day parade, Portsmouth. Plan to drive if possible.

This is the sixth issue of the club's newsletter, postmarked April 13, 1960. (It came from the personal collection of the late Merritt Horne. We owe him a debt of gratitude for preserving this valuable piece of the Tidewater Region's history.) Note that the club held a tour that April, too!



TRAACA MEMBERS' PAGE

Welcome to Our New Members!

Travis & Kimberly Berry
Virginia Beach, VA

Robert "Bobby" Perkins, II
Chesapeake, VA

Sunshine Report

Condolences are extended to the following members who recently lost loved ones:

- **Jack Blair** passed away on 9 March. Jack, a long-time member of the TRAACA and the father of TRAACA member John Blair, was recently recognized for being an AACA member for 50 years.
- **Sandy Graham's sister Jacqueline Bennett** passed away on 10 March in Hershey, PA.
- **Theodore & Lanette Knight's son Alexander** passed away on 13 March.
- **Former long-time member Bill Weddle** passed away on 28 February. He was 77-years old.

Our thoughts & prayers go out to the following members:

- **Ivan Joslin's** knee replacement surgery is scheduled for June 25 in Altamonte Springs, FL.
- **Dick Pensyl** continues to convalesce at home.
- **Ken Talley** had outpatient orthoscopic knee surgery on 17 March and is recuperating at home.

Please provide updates on the health of TRAACA members to Vickie Doscher at 672-3755 or vlw78@hotmail.

The life of the club is maintained by members stepping forward to support us all. Vickie Doscher has become our "Sunshine Person" and will be reporting on the stressful aspects of our members lives. Many thanks to Toni McChesney for providing "Sunshine" to our club members for many years.

Jim Villers



Members celebrating anniversaries in April



Roy & Susan Cunningham
Matt & Vickie Doscher
Gordon & Nancy Garnett
Alfonso & Patrizia Ludovici
Wes Neal & Nancy Soscia
Thomas & Brenda Wedeking



Members celebrating birthdays in April



Wesley Blinn
Mike Brown
Charlie Daniels
Joe Geib
Mickey McChesney

Judy McLaughlin
Marty Sugermeyer
William Williams
Susan Woolfitt

Retirements

Congratulations to Leo Rodriguez, who retired from the U.S. Air Force after 20 years of dedicated service to his country.

Recent Award Winners

AACA Grand National Meet—Tucson, AZ

Jim & Donna Elliott 1982 Chevrolet Corvette
Grand National First Prize Award
and Preservation Award

AACA Western Spring Meet—Tucson, AZ

Jim & Donna Elliott 1982 Chevrolet Corvette
Repeat Preservation Award

TRAACA April Dinner Meeting Thursday, April 16, 2015

This month's dinner is at the Holiday Inn—Norfolk Airport, 1570 N. Military Hwy, Norfolk, VA 23502. Dinner will be salad, baked chicken, grilled tilapia, rice pilaf, glazed carrots, and chef's choice of dessert.

Please remember that if you sign up for a club dinner, you are committed to paying for it whether or not you attend. Unless someone who hadn't signed up comes to the dinner and offsets your absence, the club must pay for your meal and loses money if you don't pay. Thank you for your understanding and cooperation.



Jeff Locke mentoring young car aficionado Justin at the Swap Meet



Hornets Nest Region AACA
AACA Southeastern
Spring Meet

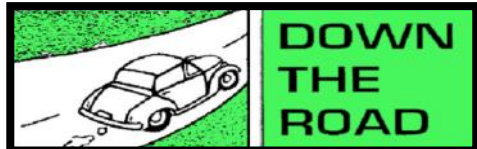


and
Charlotte Auto Fair

Thurs-Sat, April 9-11, 2015

Charlotte Motor Speedway
Concord, NC

For more info: <http://www.charlotte-autofair.com/aaca-car-show/>
 or call Meet Chairman—Phillip Cole at (704) 841-1396



Other Regional/Local Events

APRIL 2015

- 9-12 AACA Southeastern Spring Meet & Charlotte Auto Fair
Charlotte, NC
- 11 **16th Annual Williamsburg British/European Car Show**
Williamsburg, VA
- 17-19 **Goodguys 1st NC Nationals**
Raleigh, NC
- 18 **11th Annual Virginia Chevy Lovers Spring Dust-Off**
Virginia Beach, VA
- 22-26 **Spring Carlisle**
Carlisle, PA
- 26 **Piedmont Region AACA 41st Annual Carfest**
Charlottesville, VA

MAY 2015

- 9 **7th Annual Shake, Rattle & Roll Car Show**
Suffolk, VA
- 9 **Shenandoah Region AACA 57th Apple Blossom Meet**
Winchester, VA
- 22-23 **ODMA Meet**
Hosted by Waynesboro-Staunton Region AACA
Staunton, VA
- 23 **Tri-County Region AACA 22nd Memories on Main St**
Galax, VA

JUNE 2015

- 5-7 **Carlisle Ford Nationals**
Carlisle, PA
- 6 **Historic Fredericksburg Region AACA Annual Show**
Fredericksburg, VA
- 12-14 **The Elegance at Hershey**
Hershey, PA
- 26-28 **Carlisle GM Nationals**
Carlisle, PA
- 27 - **Lincoln Highway Tour**
- 8 Jul **Detroit to San Francisco**



16th Annual
Williamsburg
British & European Car Show



Saturday, April 11, 2015
9:00 AM—2:00 PM

Chickahominy Riverfront Park
1350 John Tyler Hwy (Rt 5), Williamsburg, VA

Pre-Registration: \$20 (must be received by April 1)
Late Registration & Day of Show: \$25

For more info: <http://www.wmbgbrit.com>



Virginia Chevy Lovers
11th Annual
Spring Dust Off



Saturday, April 18, 2015
 (Rain date is Saturday, April 25, 2015)

8:30 AM—3:00 PM

At Finn McCool's Fishhouse & Tavern
Landstown Commons Shopping Center
3388 Princess Anne Rd, Virginia Beach, VA

Open to all cars & trucks 25-years old & older

Pre-Registration: \$20 (must be received by April 1)
Day of Show: \$25

For more info contact John Herbert at (757) 421-0749 or blkpwnerfrm@cox.net



EDITOR'S DESK

Mark McAlpine

mmmcalpine05@msn.com / (757) 967-0074

Well, we're in the final laps. By the time you read this scrawl, there will be less than 30 days remaining before the TRAACA hosts the AACA Eastern Spring Meet (30 April – 2 May). I'll spare you the plea asking for you to help with the Meet—you've already heard or seen the requests for volunteers, know what needs to be done and how you can contribute to making *our Meet* a success.

I do want to remind everyone to register your vehicles for the Meet. If you haven't already registered, you must do so by 11 April. As of 28 March only 59 TRAACA vehicles were registered for the Meet, so we still have a long way to go to meet Bob Parrish's challenge of having 100 member vehicles registered. With almost 500 vehicles listed in the TRAACA's Membership Roster, Bob's goal should be easy for us to achieve. If you keep forgetting to register, please do it now—don't miss out!

If you're an AACA judge, don't forget to register to judge. If you're not a judge, but have been considering it, *our national Meet* is the perfect opportunity to try it. Register to judge, then attend Judging School and do your apprentice judging at *our Meet*. Try it—I think you'll discover that you enjoy it. (Plus, you'll better understand what AACA judges look for when judging your vehicle.)

Before *our national Meet*, we'll have a chance to gently awaken our antique vehicles from their winter hibernation by taking them for a leisurely drive on our annual Square Car Tour on Saturday, 4 April. Richard Hall and Kit Lawrence have planned a great event, and—like most TRAACA activities—it will culminate in food when we stop at Angie's Restaurant for lunch.

The following week a number of TRAACA members are making the trek to Charlotte, NC, for the AACA Southeastern Spring Meet on 9-12 April. The Hornets Nest Region always puts on a great show, and the associated Charlotte Auto Fair is second only to Hershey when it comes to swap meets on the East Coast.

After *our national Meet*, car season will really be upon us. For those members who enjoy going on tours, the AACA Southeast Divisional Tour in Knoxville, TN, is on 4-6 May. Then the Auburn Cord Duesenberg Museum beckons us to the AACA Special Meet in Auburn, IN, on 7-9 May. The annual ODMA Meet is on 22-23 May in Staunton, VA. (We're hoping the TRAACA returns with the participation trophy again this year). The Southeastern Fall Meet—which is celebrating the AACA's 80th Anniversary—is on 16-18 July in Louisville, KY. (The TRAACA is planning a group excursion to the Louisville Meet, as we did for the AACA's 75th Anniversary—look for details in the May *Mudflap*.) Before you know it, it will be September and we'll be holding our annual "Wings & Wheels" Meet.

Mark Mc

Dawson's Accounting Services

Charlie Dawson, EA

757-620-7733 Cell

757-498-1040 Office

Professional Services Offered

- ✓ Business & Personal Taxes
- ✓ Payroll & Bookkeeping Services
- ✓ IRS Problem Resolution
- ✓ Estates & Trusts
- ✓ Business Formation
- ✓ Financial Planning
- ✓ Real Estate/Business Sales

\$25.00 OFF

Your Tax Preparation!

Come in before April 15th
and receive \$25 off
your tax preparation.

New clients only.

Email us at: info@dawsonsaccounting.com

Visit our website at: www.dawsonsaccounting.com




1040 Department of the Treasury Internal Revenue Service
U.S. Individual Income Tax Return

DAWSON'S ACCOUNTING SERVICE
138 S. Rosemount Road
Virginia Beach, VA 23452

RELYING ON TURBO TAX?
BUNNEY (Taxpayer) v. IRS 114 T.C. 259
Taxpayer's Defense: Relying on Turbo Tax
Taxpayer lost her case. She was liable
for tax deficiency and accuracy penalty
AVOID INCOME TAX PROBLEMS
Call Charlie Dawson
DAWSON'S ACCOUNTING

Assisting Individual Clients Since 1980
498-1040

Sign Here
Date
Your occupation
HARDER WORKER



ROBERT D. PELLERIN, D.D.S., P.C.

Excellence Remembered - Trust Inspired

PARKSIDE PROFESSIONAL CENTER
351 Edwin Drive • Suite 101
Virginia Beach, VA 23462
757-490-2017

TIDEWATER REGION
ANTIQUE AUTOMOBILE CLUB OF AMERICA

**EASTERN
DIVISION
SPRING MEET**

VIRGINIA BEACH, VA. • APRIL 30 - MAY 2, 2015

Vinyl Tops
Carpets
Headliners

Rag Tops

Seat Covers
Door Panels
Tonneau Covers



Auto Upholstery
2602 Build America Drive

Owners

KEITH OLSON
ERNEST OLSON
MICHAEL OLSON

E-MAIL: kirksuph@verizon.net

827-0381

FAX 827-5359



Famous
Bar-B-Que
Ice Cream

THAD DOUMAR

(757) 627-4163

Fax (757) 627-7511

Thad@Doumars.com

1919 Monticello Avenue

Norfolk, Virginia 23517

Paul's
Custom
Interiors



Phone: (757) 270-1198
Email: newpci1@gmail.com

www.newpci.com

Classic & Vintage Restorations

Specializing in Custom Automotive Upholstery For Over 35 Years

2310 Virginia Beach Blvd., Suite 100 • Virginia Beach, VA 23454

DANIELS
PERFORMANCE
Group

"Classic Car Restoration with a Performance Edge"

Smithfield, Virginia

(757) 356-1156

International Vehicle Appraisers Network



(757)421-9028

Fax:421-4165

jlocke@i-van.org

www.i-van.org/locke.htm

900 Taft Road, Chesapeake, VA 23322

Custom Home Designs, Inc.

Susan E. Bond

P.O. Box 2537

Chesapeake, VA 23327

Certified Professional Building Designer

American Institute of Building Design

(757) 557-0904

susanbond@cox.net



JKL AUTOMOTIVE INC. D.B.A.

**DR.
MOTORWORX**
REMANUFACTURED ENGINE INSTALLATION CENTER

TRADE YOUR ENGINE
NOT YOUR CARSM

TONY SCARPELLI
Owner

2600 Build America Dr., Hampton, VA 23666

Phone (757) 838-8723 / Fax (757) 827-3082

www.virginiaengines.com

Bruce Warren - Owner Light Trucks/Towing

WARREN AUTO REPAIR

We Repair Antique Cars



Since 1976

(757) 857-1747

1553 Azalea Garden Road

Norfolk VA 23502

The Schaubach Companies

Dwight C. Schaubach, President

"We are proud and happy to support TRAACA"


**Bay Disposal and Recycling – Johns Brothers Heating Oil
Johns Brothers Security –Suffolk International Truck**

1384 Ingleside Road, Norfolk, VA 23502 (757) 852-3300
www.Schaubachco.com

ROYAL SILVER

MANUFACTURING Co. Inc.

Quality Chrome Plating



Whether it's one part or the entire car... for the finest copper, nickel, chrome, and silver plating or for refinishing of brass, copper, and stainless steel..... come to Royal Silver, where we've been providing quality plating since 1907.

Royal Silver Manufacturing Co. Inc.
3300 Chesapeake Blvd.
Norfolk, VA 23513
855-6004



**SMITHFIELD
STATION**

415 South Church Street
Smithfield, Virginia 23430
Phone 757-357-7700
Fax 757-357-7638
www.smithfieldstation.com

MAGUIRE
& Sons

www.maguireandsons.com

Owner/Operator
TIM MAGUIRE
U.S.N. RETIRED

Cell 757.675.0288
Pg.757.860.0882

AUTO BROKERS

757.747.2277

Toll Free

1.888.556.4728

**FINANCING * BUY
SELL * TRADE**



764 S. MILITARY HWY. VIRGINIA BEACH, VA 23504
MAGUIRE
& Sons
Auto Brokers

**MAGUIRE & SONS
AUTO BROKERS**
866-840-1021

- Serving Tidewater's Auto needs Since 1983
- VIADA Quality Dealer of Year Award
- Retired Navy Owned & Operated


764 S. Military Hwy. Virginia Beach, VA

INSURING YOUR VEHICLES FOR OVER 50 YEARS

UNPARALLELED CLAIMS SERVICE

AGREED VALUE COVERAGE

EASE OF DOING BUSINESS



DRIVE THROUGH TIME WITH PEACE OF MIND



JCTAYLOR.COM

1-888-ANTIQUE



TRAACA Mudflap
Mark & Marion McAlpine—Editors
3117 Summerhouse Dr
Suffolk, VA 23435

FIRST CLASS



Jim & Donna Elliott's 1982 Chevrolet Corvette, which received its First Grand National at the AACA Grand National Meet in Tucson, AZ